




Nuova Rade

Marine - Plastics Technology Experts



www.nuovarade.com

MADE
IN ITALY



Nuova Rade

Marine - Plastics Technology Experts




Nuova Rade was founded in **1955** in **Italy**. Since then, it has been a **leading manufacturer of plastic accessories for marine use**.

Many boat builders worldwide have been trusting Nuova Rade equipment for years, securing style along with premium quality for their boats.

Nuova Rade has the **largest manufacturing facility for marine plastics in Europe**, located in **Busalla**, with more than 1000 items in its production line.



Our mission is to improve our product design & quality every day, so that everyone looking for marine plastic components & solutions always thinks of us first. In order to achieve this, we dedicate ourselves to innovation, creativity, continuous research & development while keeping reliability, functionality, practicality and price at the forefront of the process.










Our staff uses the latest, state-of-the-art computer guided technology to deliver premium products with precision. Since quality is a top priority, human intervention is present only in the quality control, as we want to reassure ourselves that the end products have superior quality.



"We will always manufacture the best marine plastic accessories for a better boating experience"



Contents

	Plumbing & Ventilation	2-28
	Tanks	29-43
	Hatches	44-63
	Deck Equipment	64-87
	Mooring	88-99
	Engine Parts & Accessories	100-106
	Fishing	107-111





Nuova Rade

Marine - Plastics Technology Experts



PLUMBING & VENTILATION

NEW

PRODUCTS



page 3



page 12



page 13



page 15



page 28

- Marine Toilets & Accessories
- Water Hoses & Accessories
- Faucets
- Deck Showers
- Deck Cases

- Pumps
- Float Switches
- Shower Sump System
- Thru-Hulls
- Thru-Hull Accessories

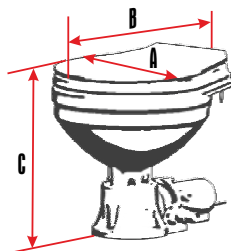
- Ball Valves
- Drain Sockets
- Ventilation
- Strainers

Electric Marine Toilet LT-0E & LT-1E

The Electric Toilets LT-0E and LT-1E can be supplied as either 12V or 24V and have been designed to make your life on board easier, due to their self-priming double action pumps. By just pushing the on/off switch, which can be installed anywhere in the toilet cabin, you activate the pump and while fresh water rinses in the bowl, the macerator grinds up and pumps out the waste.

The LT Electric Toilets can be easily installed either above or below the waterline. Please note that when they are installed below the waterline, it is necessary to use an anti-siphon loop for preventing water inflow into the interior. Furthermore, the toilets are supplied either with a compact (LT-0E) or a regular bowl (LT-1E). Additionally, the LT toilets have been designed with a quick fit locking mechanism, which allows you to easily remove the pump's base, in order to clean the exposed waste surfaces. All parts are made of corrosion resistant materials.

Code	Description	Voltage (V)	Load Current (Amps)	Dimensions (mm)		
				A	B	C
11874	LT - 0E	12	12-15	325	420	375
11875		24	6-8			
11876	LT - 1E	12	12-15	365	480	385
11877		24	6-8			



Kits for Electric Marine Toilets

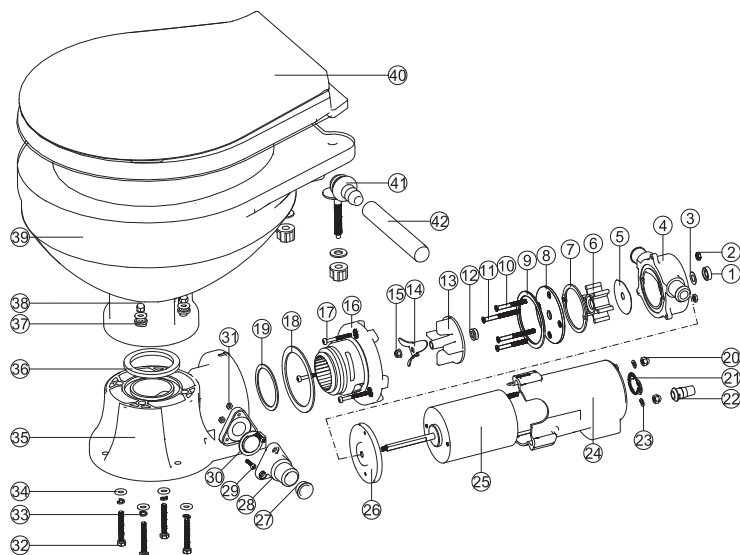
Code	Description	Key
11879	Repair Kit for the Electric Toilets LT 24V	1 to 36
11878	Repair Kit for the Electric Toilets LT 12V	1 to 36
74304	Plastic Base for the Electric Toilets with Spare Parts NEW	27 to 31 & 35 to 36
11519	Cover Set for Electric Toilets LT-0E	40
11452	Cover Set for Electric Toilets LT-1E	40



PLUMBING & VENTILATION



You can install the pump to four different positions, relating to the bowl.



Repair Kit for Electric Marine Toilets LT

Code	For Toilets		Voltage (V)
11879	11875	11877	24
11878	11874	11876	12



Electric Toilet Flush Switch, MON-OFF (2 Positions), 3 Pins, 12V/24V

- Rocker switch with Mon-Off function (automatically returns to OFF from flush position)
- Dual (12/24V) voltage rating: DC 12V 20A /24V 10A
- Dimensions: length 114mm, width 54mm
- Mounting dimensions: length 103mm, width 43mm, depth 75mm
- IP66
- Circuit protection: resettable circuit breaker 20A

Code 73021



NEW

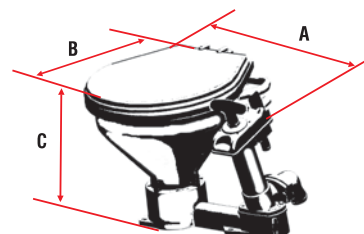


Manual Marine Toilet LT-0 & LT-1

The LT-0 and LT-1 Toilets are especially designed for long term use. They are available in two sizes: compact (LT-0) and regular (LT-1). Both can be easily installed above or below the waterline. If they are installed below the waterline, it is necessary to use an anti-siphon loop to prevent water inflow into the interior.

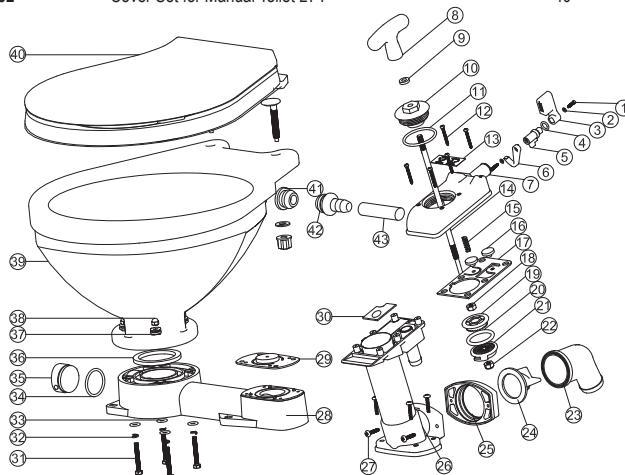
Furthermore, these toilets can be installed with the pump either at the right or the left side of the porcelain bowl. The valves have been designed for a longer and more reliable service life. The drain plug has been designed with a quick fit locking mechanism for easier and more effective drainage of the toilets. All parts are made of corrosion resistant materials.

Code	Description	Dimensions (mm)		
		A	B	C
11510	LT-0	450	420	340
11412	LT-1	485	480	340



Kits for Manual Marine Toilets

Code	Description	Key
11451	Kit E, Base to Bowl Mounting Kit	28,31,32,33,34, 35,36,37,38
11447	Kit A, Major Service Kit	4,9,10,11,16,17, 20,24,29
11535	Assembled Spare Pump	1,2,3,4,5,6,7,8,9,10,11,12,13,14,15,16,17,18 19,20,21,22,23,24,25,26,27,29,30
11519	Cover Set for Manual Toilet LT-0	40
11452	Cover Set for Manual Toilet LT-1	40



Anti-vent Loop Connection

An anti-vent loop connection is required when the toilet installation is below the waterline. This prevents water inflow into the interior. The anti-vent loop connection is made of ABS and is available in two different sizes.



Code	External Diameter (mm)
90184	19
90185	38

Disinfect Sanitizing Release Unit "DSRU"

The DSRU is a unit that keeps your toilet bowl clean and free from limescale. The unit should be attached to the pipe, where water flows from the flush pump to the toilet. As water is pumped towards the bowl, it sucks a quantity of the disinfectant inhibiting limescale. It also colours the water (green or blue) and deodorizes. Each unit is supplied with two tablets, 'Marine' (blue) and 'Pine' (green) scent respectively. The tablets are also sold separately, but the DSRU is designed to fit any tablet in the market smaller than 30 x 30 x 40mm.

The DSRU is very easy to install, requires minimum maintenance and has a discreet and compact design.



Code 11865



Spare Disinfectant Tablets for "DSRU" Marine & Pine (2 Tablets)

Code 11866



Liquid Discharge-Water Delivery Hose PVC, White, Fiber Reinforced



Code	Internal Diameter	Packing (m)
99485	13mm, 1/2"	60
99486	16mm, 5/8"	
99487	19mm, 3/4"	

Liquid Discharge-Water Delivery Hose PVC, White, Steel Wire Reinforced



Code	Internal Diameter	Packing (m)
98566	13mm, 1/2"	60
97879	15mm, 5/8"	
99484	19mm, 3/4"	
97880	25mm, 1"	30
99483	32mm, 1 1/4"	
98565	38mm, 1 1/2"	

Nozzle and Pistol Grip with Male Quick Connector



Code 198132

Male Quick Connectors



Code	Description
41464	Male quick connector with 1/2" female thread
41463	Male quick connector with 3/4" female thread
41465	Male quick connector with hose grip Ø20 (1/2")

Female Quick Connectors



Code	Description
198129	Female quick connector with 3/4" female thread
198130	Female quick connector with 1/2" female thread
198131	Female quick connector with hose grip Ø20 (1/2") and "stop" valve

Heavy-Duty Hose Clamp, Inox 316

Nuova Rade hose clamps are designed for heavy-duty secure hose connections, such as with exhaust hoses. They are made of Inox 316 for the ultimate resistance to corrosion. They also feature smooth imperforated band surface and rolled edges, so as to prevent hose damage. Available in various sizes, with band spreads from 3 to 8 mm.

	DIN	AISI/AS	BS	AFNOR NF	SUS
Hose clamps	1.4401	316	316S16	Z6CND17.12	316
Screw	1.4401	316	316S16	Z6CND17.12	316



INOX 316	Code	10283	10284	10285	10286	10287	10288	10289	10290	10291	10292	10293	10294	10295	10296	10297	10298	10299
	Width (mm)	20	22	22	22	22	22	22	24	24	24	24	24	24	24	24	24	26
	Diameter (mm)	40-43	44-47	47-50	52-55	56-59	60-63	64-67	68-73	74-79	80-85	86-91	92-97	98-103	104-112	113-121	122-130	131-139

Hose Clamp, Inox 316 & 304

Nuova Rade hose clamps are especially designed for marine use, with band, housing and screw all fully made of Inox for extra resistance to corrosion. They feature fixed housing and beveled edges, whereas the complete smoothness of the internal surface will definitely protect from any kind of hose damage. Available in various sizes with band spreads from 8mm to 20mm.

	DIN	AISI/AS	BS	AFNOR NF	SUS
Hose clamps	1.4401	316	316S16	Z6CND17.12	316
Screw	1.4401	316	316S16	Z6CND17.12	316

	DIN	AISI/AS	BS	AFNOR NF	SUS
Hose clamps	1.4301	304	304S15	Z6CN18.09	304
Screw	1.4301	304	304S15	Z6CN18.09	304



INOX 316	Code	11113	11115	11117	11119	11121	11123	11125	11127	11130
	Width (mm)	9						12		
	Diameter (mm)	8-16	16-25	25-40	20-32	32-50	50-70	70-90	90-110	120-140

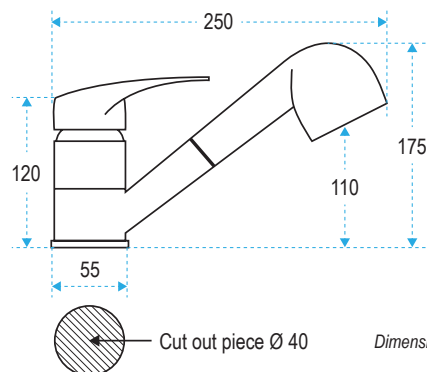
INOX 304	Code	11479	11481	11483	11484	11486	11489	11490
	Width (mm)	9				12		
	Diameter (mm)	8-16	16-25	25-40	16-27	25-40	50-70	60-80

Faucets

Faucet with Adjustable Spray & Shower Tube 150cm



Code 99960



Dimensions are in mm

Deck Showers

Case with Cold Water Tap & Outlet, with Lid

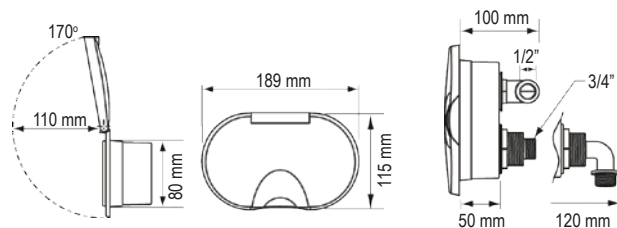
Made of ASA and chrome plated metal parts. Having easy installation, this case is available in white colour, with chrome or white lid. You can also choose between straight or elbow connector.



Code	Connector	Lid Colour
54607	Straight	White
54609	Elbow	White
54610	Elbow	Chrome

Included:

- Sea water outlet with quick female connector
- Cold water tap + "T" connector
- Inox threaded hose



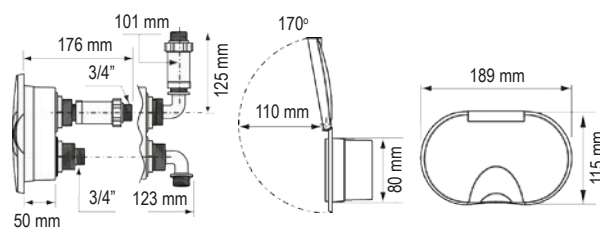
Case with Water Inlet/Outlet, with Lid

Made of ASA and chrome plated metal parts. With sea water outlet and fresh water inlet. Having easy installation, this case is available in white colour with white or chrome lid. You can also choose between straight or elbow connector.



Code	Connector	Lid Colour
54611	Straight	White
54612	Straight	Chrome
54613	Elbow	White

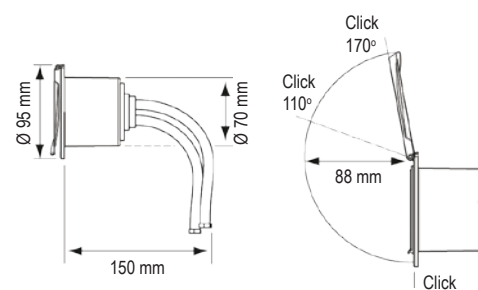
Sea water outlet / Fresh water inlet with quick connectors.



Case with Mixer Tap (Cold/Hot), with Lid

It features a chromed brass mixer tap and 3-hose connectors of 20cm. Available with chrome or white lid and intended for both cold and hot water.

Code	Water Tap	Connector	Lid Colour
46206	Mixer	20 cm 3-hose connectors	Chrome
47676	Mixer	20 cm 3-hose connectors	White

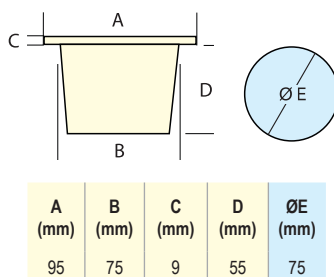


Case with Cold Water Tap, with Lid

Made of ASA and chrome plated metal parts. Available in white and cream case colour. Having easy installation, Nuova Rade Case with Cold Water Tap with Lid is intended only for cold water.




Code	Case Colour
196393	White
196397	Cream



Case with Mixer Tap (Cold/Hot), with Lid

Made of ASA and chrome plated metal parts. Available in white and cream case colour. Having easy installation, Nuova Rade Case with Mixer Tap with Lid is intended for both cold and hot water.



Code	Case Colour
196392	White
196396	Cream


Case Twin for Shower & Water Tap, with Lid



Intended for shower and water tap, featuring also a lid. The cover is available in white, cream and chrome colour.

Code	Lid Colour
55800	White
196686	Cream
55801	Chrome

Mixer Water Tap (Cold/Hot)



Made of chrome plated brass. It features 3-hose connectors of 20cm. Mixer Water Tap is intended for both cold and hot water.

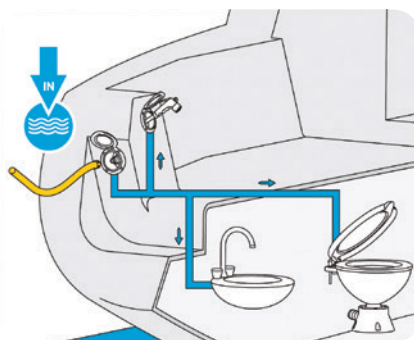
Code	Connector	Colour
45601	20 cm 3-hose connectors	Chrome

Case with Fresh Water Inlet, with Lid

This is the perfect connection between the boat's water network and the shore water supply. It is then easy to cook or have a shower when at the dock, without using water from the tanks (not suitable for filling the water tanks).



Code	Connector	Lid Colour	Pressure Regulator
47812	Straight	White	Plastic up to 5 Bar
47813	Elbow	White	
47814	Straight	Chrome	
47815	Elbow	Chrome	
58131	Elbow	White	DZR brass up to 15 Bar

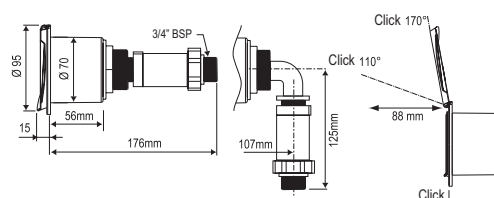


The complete set (47812-5) includes:

- An ASA housing with plastic splash-proof cover
- A pressure regulator which accepts up to 5 bar working pressure, compatible with most appliances and equipment on board
- A non-return valve
- A male quick-coupling fitting for garden hose connection
- Male 3/4" threaded connector to the boat's water system

The complete set (58131) includes:

- An ASA housing with plastic splash-proof cover
- A male quick-coupling fitting for garden hose connection
- Male 3/4" threaded connector to the boat's water system
- Metal pressure regulator with cloth diaphragm valve, adjustable from 1,5 to 5 bar
- Maintenance free, robust construction with silent operation (no vibration)
- Max. inlet pressure: 15 bar
- Max. temperature: 70°C
- Corrosion preventing DZR brass body
- Factory preset (4 bar at zero discharge for 3 bar working)
- Diaphragm and seals EPDM & NBR
- Slotted adjusting screw that can be turned with a flathead screw-driver
- Female 1/4" pressure gauge outlet



Deck Showers

Case with Sea Water Outlet, with Lid

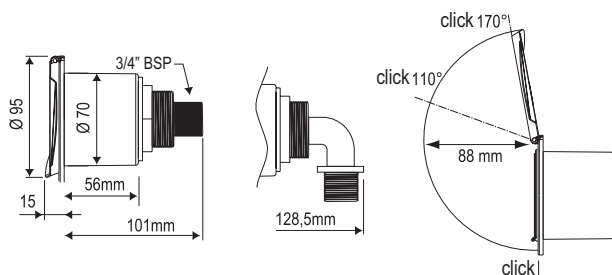
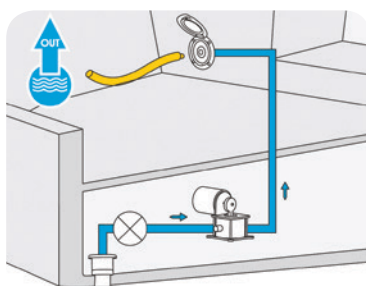
Used in conjunction with a pump and thru-hull fitting, the Sea Water Outlet produces pressure sea water on the deck (to wash the deck or rinse the fish). Also perfectly suitable for fresh water.



The complete set includes:

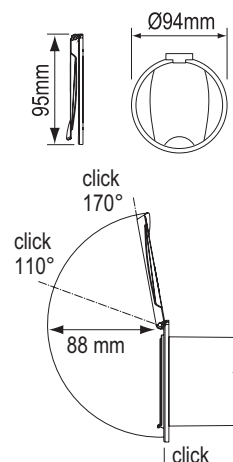
- An ASA housing with splash-proof ASA cover
- A female quick-coupling fitting for garden hose connection. Features a non-return valve
- Chrome brass quick coupling connectors for optimum corrosion resistance
- A locking flange
- Male 3/4" threaded connector to the boat's water system

Code	Terminal	Lid Colour
47816	Straight	White
47817	Elbow	
47818	Straight	Chrome
47819	Elbow	



Case for Water Tap, with Lid, Round

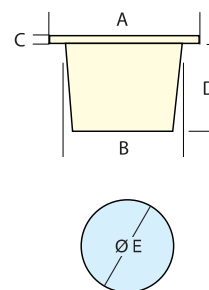
It is suitable for mixer tap and water tap and it is available with lid in white or chrome colour.



Code	Lid Colour
42576	White
46171	Chrome

Case for Water Tap with Lid, Square

It is suitable for mixer tap and includes a gasket. Available in white and cream colour.



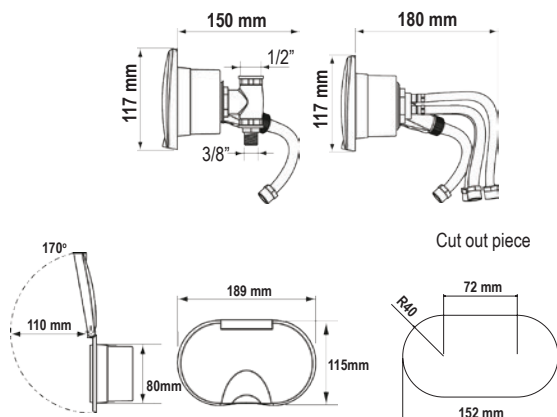
Code	Case Colour
196391	White
196395	Cream

A (mm)	B (mm)	C (mm)	D (mm)	ØE (mm)
95	75	9	55	75

Cases with Shower & Water Tap with Lid

Specifically designed to combine two functions in one single device, they allow major room saving and easy access. In addition to their simplified installation process, they have been engineered to combine optimum comfort, durability and absolute safety.

Available with white or chrome cover, the housing fits in any deck or transom to give the boat a clean uncluttered look. Supplied with drilling template.

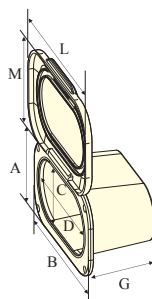
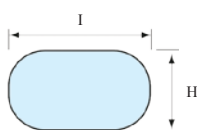


Code	Water Tap	Connector	Shower Head	Hose (m)	Lid Colour
54601	Cold	"T"	White	3	White
54604	Mixer	20 cm 3-hose	White		
54605	Mixer	20 cm 3-hose	White	3	Chrome
54606	Mixer	20 cm 3-hose	Chrome		

Case with Shower & Mixer Tap, with Lid with Gasket

Made of ASA, with EPDM gasket, ABS head shower, PVC hose and chrome plated metal parts. Available in white and cream colour. With easy installation, intended for both cold and hot water.

Code	Hose (m)	Colour
196409	3	White
196410	5	
196411	3	Cream
196412	5	



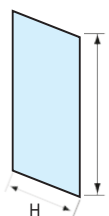
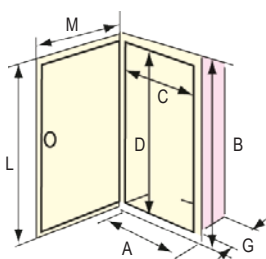
A (mm)	B (mm)	C (mm)	D (mm)	G (mm)	H (mm)	I (mm)	L (mm)	M (mm)
99	170	75	144,5	73,5	75	145,5	177,5	111,5

Case, Side mounted, with Shower

Made of ASA, with ABS head shower, PVC hose and chrome plated metal parts. Available in white and cream colour with easy installation.

*Codes 196469 and 196470 contain Mixer Tap

Code	Water Tap	Lid	Hose (m)	Lid Colour
196469	Mixer	Yes	3	White
196470	Mixer	Yes	5	
44297		No	3	
44298		No	5	
196421	No	Yes	3	Cream
196422		Yes	5	
50015		No	5	

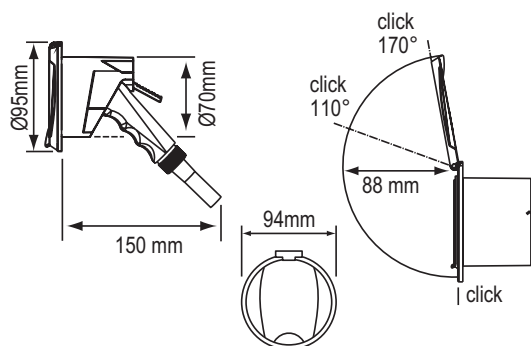


A (mm)	B (mm)	C (mm)	D (mm)	G (mm)	H (mm)	I (mm)	L (mm)	M (mm)
164	237	110	183	95	114	187	247	186



Case with Shower Spray and Lid

Made of ASA, with ABS head shower and PVC hose. Available in white and chrome colour. Having easy installation, Nuova Rade Cases with Shower Spray and Lid. Also includes a 3m hose.



Code	Shower Head	Hose (m)	Cover Colour
46303	White	3	White
46304	Chrome	3	Chrome

Shower Head with Hose

With a shower head made of ABS and a PVC hose. It is available in white colour. Having easy installation, Nuova Rade Shower Head with Hose is intended for flush mount installation on the deck or as transom shower.

Code	Hose (m)
55913	3
55914	5



Shower Hose Braid

Made of PVC material and available in two different dimensions.

Code	Hose (m)	Threads
45599	3	1/2" - 3/8"
196086	5	



Deck Shower


Shower Head, Short



- 1/2" threaded shower head with trigger
- Made of ABS

Code	Colour
196481	Chrome
45598	White

Shower Head, Long



- 1/2" threaded shower head with trigger
- Made of ABS

Code	Colour
196480	Chrome
47083	White

Shower Head, Long



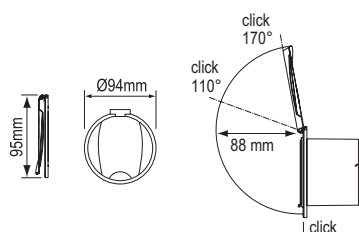
- With 1/2" thread
- Made of brass

Code	Colour
198041	Chrome

Case for Shower Head, with Round Lid



Having easy installation, the case features a round lid while the cover is available in white and chrome colour.

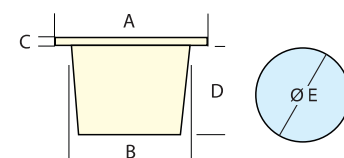


Code	Lid Colour
42575	White
46170	Chrome

Case for Shower Head, with Square Lid



Having easy installation, the case features a square lid while the cover is available in white and chrome colour.



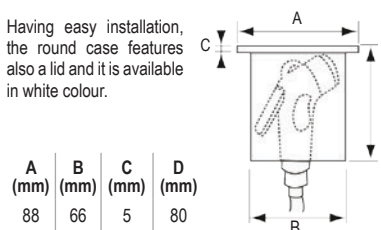
Code	Lid Colour
196399	White
196401	Chrome

A (mm)	B (mm)	C (mm)	D (mm)	ØE (mm)
95	75	9	75	75

Case for Shower Head, Round, with Lid



Having easy installation, the round case features also a lid and it is available in white colour.



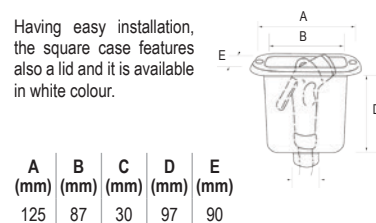
A (mm)	B (mm)	C (mm)	D (mm)
88	66	5	80

Code 35791

Case for Shower Head, Square, with Lid



Having easy installation, the square case features also a lid and it is available in white colour.



A (mm)	B (mm)	C (mm)	D (mm)	E (mm)
125	87	30	97	90

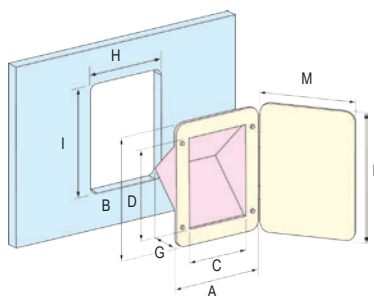
Code 37214

Deck Cases

Case with Deck Filler



Depending on the use, you can choose among Cases with Deck Filler for water, fuel or diesel. Made of plastic material, while incorporating a deck filler of Ø38mm. Produced to have easy installation and available in white and cream colour.



Depending on the use, you can choose among Cases with Deck Filler and Lid, for water, fuel or diesel.

The body of the product is made of PA and the lid is made of ASA, while incorporating a deck filler of Ø38mm or Ø50mm. Produced to have easy installation and available in white colour.

Code	Use	Hose Ø (mm)	Colour	A (mm)	B (mm)	C (mm)	D (mm)	G (mm)	H (mm)	I (mm)
44306	Water	38	White	145	191	110	155	80	115	155
50023	Fuel									
50025	Diesel									
50024	Fuel		Cream							

Case with Deck Filler and Lid

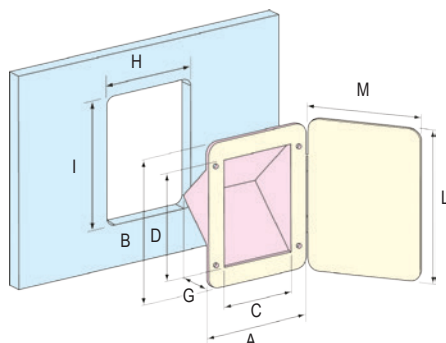


Code	Use	Hose Ø (mm)	Colour	A (mm)	B (mm)	C (mm)	D (mm)	G (mm)	H (mm)	I (mm)	L (mm)	M (mm)
196419	Water	38	White	145	191	110	155	80	115	155	200	165
196417	Fuel											
196418	Diesel											
196415	Fuel	50										

Case for Deck Filler



Made of PA and produced to have easy installation. Available in white and cream colour.



Code	Colour	A (mm)	B (mm)	C (mm)	D (mm)	G (mm)	H (mm)	I (mm)
44302	White	145	191	110	155	80	115	155
647442	Cream							

Case for Deck Filler with Lid



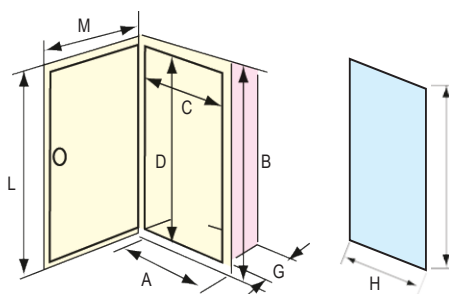
The body is made of PA and the lid is made of ASA. With very easy installation and available in white colour.

Code	Colour	A (mm)	B (mm)	C (mm)	D (mm)	G (mm)	H (mm)	I (mm)	L (mm)	M (mm)
196414	White	145	191	110	155	80	115	155	200	165

Case for Shower



It is made of PA. With easy installation and available in white colour.



Code	Colour	A (mm)	B (mm)	C (mm)	D (mm)	G (mm)	H (mm)	I (mm)
44301	White	145	191	110	155	80	115	155

Case for Shower with Lid



The body of the product is made of PA and the lid is made of ASA. With easy installation and available in white colour.

Code	Colour	A (mm)	B (mm)	C (mm)	D (mm)	G (mm)	H (mm)	I (mm)	L (mm)	M (mm)
196420	White	145	191	105	150	80	115	155	200	165
196471		165	237	110	183	95	114	187	247	186

✳ Special colours available upon request and sufficient quantities.

Pumps

Hose Pump, Manual Suction, Transparent

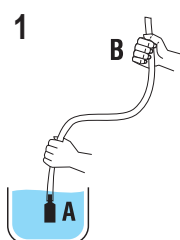
This corrugated hose pump is great to outfit your boat for optimum customisation and maintenance. Allows quick and safe transfer of liquids from one container to another.

High-quality and durable PVC material. Suitable for petrol, diesel, water.

Code	Diameter (mm)	Length (cm)	Hose	Hose Thickness	Flow Rate
70002	12,5	160	PVC	2 mm	3,5 gallons/min
70003	22,5			3 mm	10 gallons/min

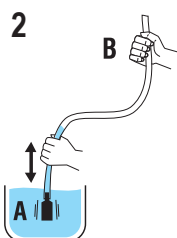


1



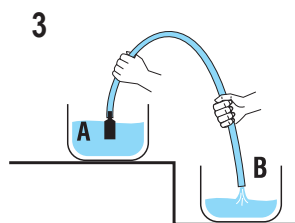
Place the bottom end A of the hosepipe into the tank with the liquid that you wish to pump out and hold the top end B of the hosepipe upright.

2



Shake the bottom end of the hose vigorously up and down until the liquid rises in the hose, continue pumping until the liquid passes balance level.

3



Stop pumping and place top end of the hose in the container you wish to fill and the liquid will flow automatically.

ATTENTION: Make sure that the empty container is placed below the level of the container you wish to empty.

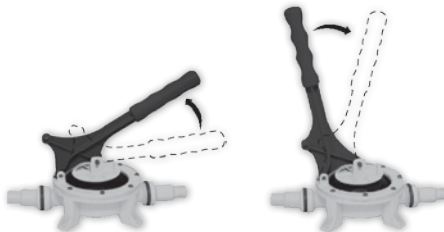
SUITABLE FOR PETROL - DIESEL - WATER



Code 31342

Diaphragm Bilge Hand Pump

Ideal for use where battery power is not available or as a backup to the electric pumps, the Diaphragm Bilge Hand Pump is easy-to-use and has a capacity of 0,4lt/0,1gallon per stroke. It features a built-in non-return valve, which can be easily removed with the quick release clip and two-position handle for convenient use, depending on your requirements. Additionally, its outlet connection allows the use of either a Ø 3/4" or a 1" hose.



A. Horizontal Position

B. Vertical Position

Service Kit for Diaphragm Bilge Hand Pump 31342



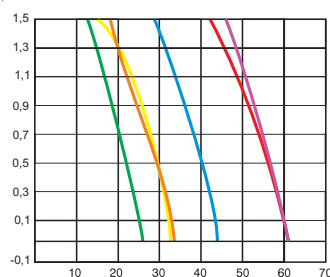
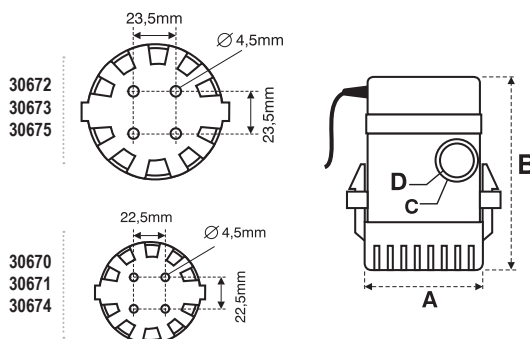
Includes diaphragm, flapper valves, gasket

Code 31399

Submersible Bilge Pump

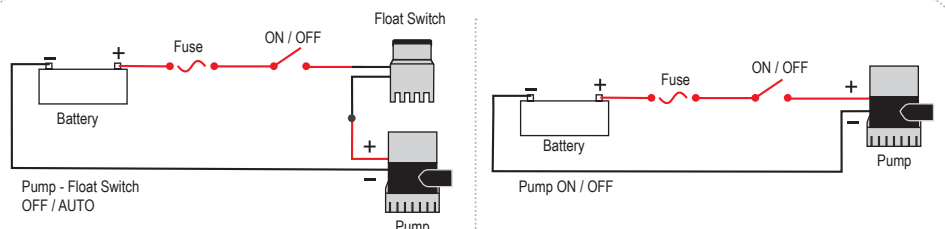
The 12 & 24 V Submersible Bilge Pumps are made of shock resistant ABS and powered by the world's best compact motor. The snap-on strainer base makes the installation a simple procedure. These reliable pumps are available in six sizes from 500GPH to 1000GPH.

Code	GPH	Volts	Fuse (A)	A (mm)	B (mm)	C (mm)	D (mm)
30670	500	12	2	60	90	20	15
30671	600	12	5	60	90	20	15
30674	600	24	2	60	90	20	15
30672	700	12	8	70	105	25	20
30673	1000	12	10	70	105	30	25
30675	1000	24	4	70	105	30	25



Q=l/min

30670	30672	30674
30671	30673	30675

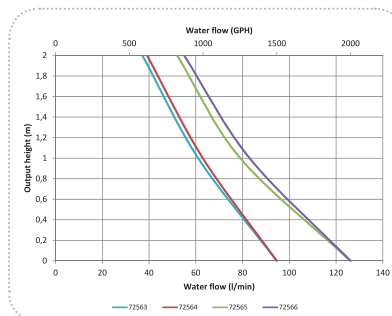


Submersible Bilge Pump

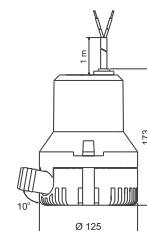
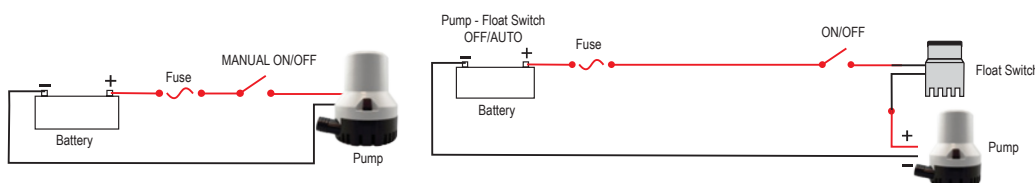
The best plumbing equipment for hassle-free boating.

Features:

- Strong and reliable motor
- 100% true efficiency in gallons' value
- Easy to disassemble for installation and cleaning



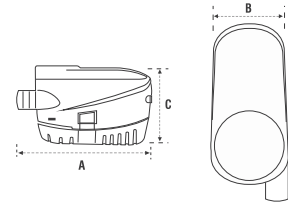
Code	Gallons (GPH)	Volts (DC)	Fuse (A)	Hose Outlet
72563	1500	12	10	1"
72564	1500	24	5	1"
72565	2000	12	10	1"
72566	2000	24	5	1"



Submersible Automatic Bilge Pump

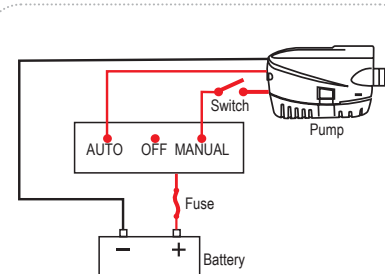
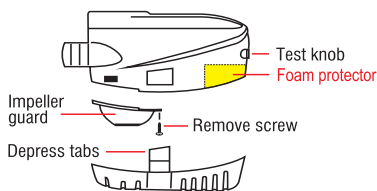
Nuova Rade Submersible Automatic Bilge Pump combines quality and ease of use in one device. It features very simple disassembly for both installation and cleaning. It has a built-in automatic float switch which activates the pump when the bilge water rises, thereby allowing the pump to operate even when the boat is unattended. The pump also features a manual test button that allows you to test the level switch as well as the pump. Additionally, it has a snap on strainer base making installation and maintenance simple. It is made of durable ASA. The pumping capacity is 600GPH through a 19mm (3/4") hose & 1000GPH through a 25mm (1") hose. Fuse 3A, 4A & 7.5A. 12V & 24V DC. With strong and reliable motor and 100% true efficiency in gallons' value. CE. With 2 years' warranty.

Code	Gallons (GPH)	Volts (DC)	Fuse	Amps	A (mm)	B (mm)	C (mm)
31150	600	12	4A	2,5	145	82	90
73720		24	3A	1,5	145	82	90
73721	1000	12	7,5A	6	151	83	97
73722		24	4A	2,5	151	83	97

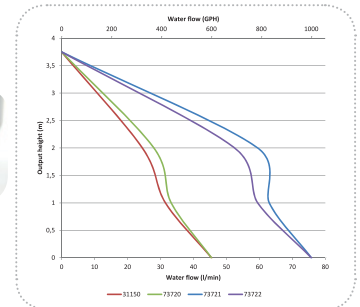


NEW

Easy to disassemble for installation and cleaning



Test knob



Water Pumps



198069

NEW

198070-71



56082

53432

Code	Model	Max Flow	Rated Current	Max Pressure	Max Draw	Length (mm)	Width (mm)	Height (mm)	Weight (kg)	Hose Outlet
198069	12V	3.8 L/min	2,5A	80psi	4A	175	99	64	0,6	Ø10,5mm
198070	12V	17 L/min	6,5A	40psi	11,5A	250	107	98	2,54	Ø19,8mm
198071	24V	17 L/min	3,5A	40psi	5,5A	250	107	98	2,54	Ø19,8mm
56082	12V	8 L/min	2,9A	25psi	4,5A	210	110	107	1,71	Ø13,8mm
53432	12V	12,5 L/min	4,5A	40psi	8,5A	210	108	98	2,2	Ø13,8mm

- Self-priming
- Runs dry without damage
- Thermal overload, automatic restart
- Duty cycle: Intermittent

Pressure Switches



Code	Description
198081	Max 25psi for Pump 56082



Code	Description
198082	Max 40psi for Pumps 53432, 198070, 198071
198083	Max 80psi for Pump 198069

NEW

Filter and Connectors, Sets



Code	Description
198117	for Nuova Rade Pumps 198070-1



Code	Description
198118	for Nuova Rade Pumps 56082, 53432

Pumps

Pump Diaphragm



Features:

- Max. discharge height: 4m

Code	Model	Flow Rate	Length (mm)	Width (mm)	Height (mm)
196861	24V	19 L/min	300	160	130
196862	12V				

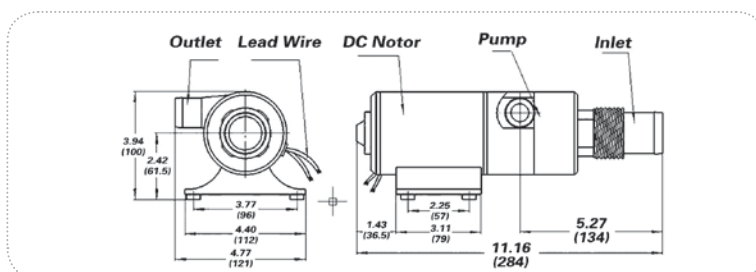
Waste Pump with Macerator, 700 Gph



Features:

- Self-priming
- Runs dry without damage
- Thermal overload, automatic restart
- Duty cycle: Intermittent

Code	Model	Max Flow	Rated Current	Length (mm)	Width (mm)	Height (mm)	Weight (kg)	Power (W)
94562	12V	45 L/min	12A	284	121	100	2,11	144
94563	24V		6A					



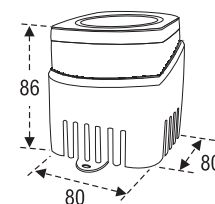
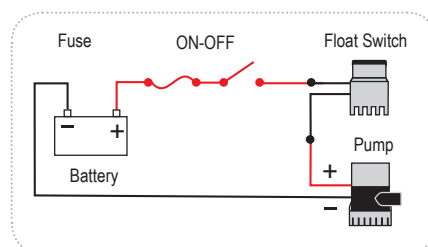
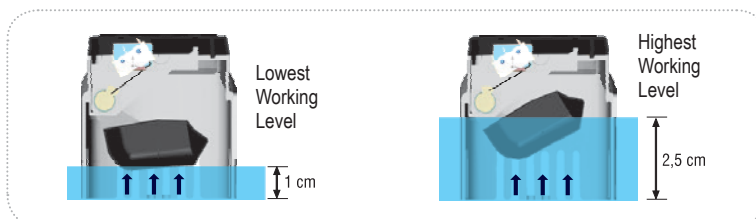
Float Switches



Code 31170

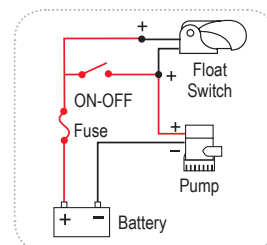
Float Switch FS-40

Nuova Rade Float Switch FS-40 has been designed to be used with bilge pumps rated up to 10A. The FS-40 activates or deactivates the bilge pump, depending on the water level. Namely, when the water level rises, it forces the float upwards, which switches on the bilge pump. By installing the float switch there is no need to monitor the water level and switch the pump on or off manually. A very important feature is that you can test the smooth operation of the switch at any time, just by operating the test button. The Float Switch FS-40 is made of tough ABS for long life. Voltage: 12V/24V DC.



Automatic Float Switch

This float switch is designed for the automatic control of electrically driven bilge pumps. Designed with a reliable rolling-ball and switch system that prevents rapid on/off cycling found on some switches and is safer than mercury switches. When water lifts the chamber buoy up to 6cm, the switch automatically turns the bilge pump on until the bilge pump is emptied. This automatic float switch has a plastic housing.



Code	Power	Fuse	Material	Length (mm)	Width (mm)	Height (mm)	Amp
91549	12V/ 24V	15A max	ABS	110	70	65	7

Environmental Electronic Level Switch E.E.L.S

The Environmental Electronic Level Switch is the latest innovation, as it operates with an electronic sensor, instead of the air pressure or any moving parts. It has been designed to sense the water level with great precision and accuracy, thus offering you the best possible result. One of the most important advantages of the E.E.L.S is that it is environmentally friendly. Nuova Rade designed this switch to operate only when it senses water. If there are quantities of hydrocarbons, such as oil, it switches the bilge pump off, thus preventing any pollution. Vertically mounted to the hull, the E.E.L.S is connected in line with bilge pump(s) even of higher potency. Also its compact design allows a far greater freedom of movement. Other features are the insulated electrical contacts, casing from durable Nylon and ABS, 100% impermeability to water.

Code	Voltage	Connection to the main circuit	Maximum Amperage (A)
31010	12V DC	Inline	22

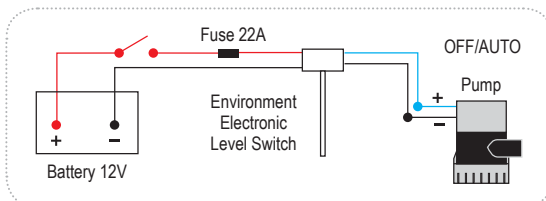
How to connect the Electronic Level Switch

Connect a switch for the activation of the automatic operation of the bilge pump inline to the positive pole of the battery. You should also connect a fuse inline, according to the intensity of the bilge pump and up to 22A max (See manufacturer's instructions). The wires of the Electronic Level Switch which are connected to the poles of the battery are RED (+) and BLACK (-). The other pair of wires, the BLACK (-) and BLUE (+), are connected to the negative and positive pole of the bilge pump respectively.

ATTENTION!

It is necessary that you follow the polarity when making the connections, otherwise you run the risk of producing a short circuit, leading to damage your Electronic Level Switch circuit. Please check the polarity before activating your new Float Switch.

WIRING	
Black	Negative (-)
Red - Blue	Positive (+)
Black - Red	Connection to the battery
Black - Blue	Connection to the Bilge Pump



Technical characteristics:

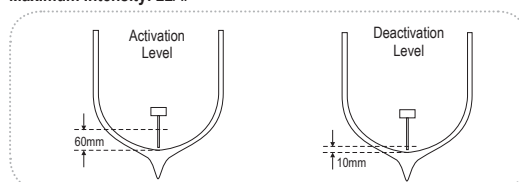
The Electronic Level Switch can be used with any bilge pump up to 22A.

Electrical characteristics:

Voltage: 12V DC.

Connection to the main circuit: Inline


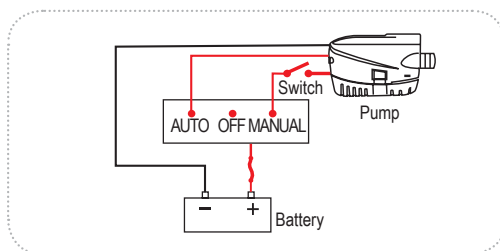
Maximum Intensity: 22A.



Shower Sump System LSU 600, 12V

Designed especially for use on boats with built-in sink, shower or tub, the LSU 600 will pump all water out of the drain and into the tank. It is compact and can be mounted either against the floor or against the walls, in which case the two legs can be cut off. It has a built-in automatic bilge pump that will start operating, as soon as the float switch senses water. Additionally, it features a filter, which can be easily serviced by removing the top transparent cover and a non-return valve at the outlet hose. The LSU 600 case is made of resistant polypropylene and the lid of acrylic. Its power consumption is limited to 2,5A at 12V, fuse 4A. The LSU 600 System has 3 inlet hoses (2 of 19,1mm (3/4") and 1 of 25,4mm (1")) and 1 outlet hose with non-return valve for hose of 19,1mm (3/4") and 25,4mm (1") in diameter.

Code 31349



Ball Scupper Drain Valve Ø72mm

- Automatically seals and drains a self-bailing deck
- Reduced noise
- To be mounted above waterline
- Designed to retrofit codes
- Same drill pattern with codes 43248, 43251, 43253, 44763

Code 198091

Fits Hole: up to Ø40mm (Ø1.5")
Dimensions: Ø72mm x H 48mm (Ø2.8" x H 1.9")



Ball Scupper Drain Valve Ø114mm

- Automatically seals and drains a self-bailing deck
- Reduced noise
- To be mounted above waterline

Code 198092

Fits Hole: up to Ø75mm (Ø3")
Dimensions: Ø114mm x H 74mm (Ø4.5" x H 2.9")

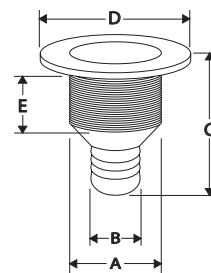


Thru-Hulls

Thru-Hull Easy Mount Threaded with Hose Barb



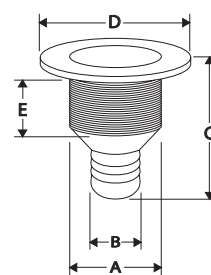
Code	Colour	Thread Ø A (inch)*	Hose Ø B (mm)	Overall Length C (mm)	Flush Flange Ø D (mm)	Thread Length E (mm)	Material	Optional Plug
23669	White	3/4"	21	89	45	39	PA	-
39473	White	7/8" (30mm)	25	80	53	39	PA	45306
23671	White	1 1/4"	28/35	125	61	45	PA	-
16710	White	1 1/2"	38 or 1 1/4" seacock	121	70	50	PA	-



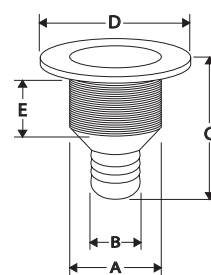
Thru-Hull with Flush Flange and Hose Barb



Code	Colour	Thread Ø A (inch)*	Hose Ø B (mm)	Overall Length C (mm)	Flush Flange Ø D (mm)	Thread Length E (mm)	Material	Optional Plug
44696	White	5/8"	15	75	43	40	PA	-
44705	White	3/4"	18	80	51	43	PA	-
44714	White	1"	25	94	62	45	PA	45322
44729	White	1 1/2"	32	102	76	55	PA	-
44735	White	1 1/2"	32	102	76	65	PA	-
44723	White	1 1/2"	40	102	76	55	PA	45307



Code	Colour	Thread Ø A (inch)*	Hose Ø B (mm)	Overall Length C (mm)	Flush Flange Ø D (mm)	Thread Length E (mm)	Material	Optional Plug	Optional Non-Return Valve
10250	White	1"	19	81	45	36	PP	-	-
10251	White	1"	25	81	45	36	PP	45322	45393
10252	White	1 1/2"	32	98	73	50	PP	-	-
10253	White	1 1/2"	42	93	73	48	PP	45312	197023
10256**	White	1 1/2"	32	93	73	50	PP	-	-
10257**	White	1 1/2"	42	93	73	48	PP	-	-







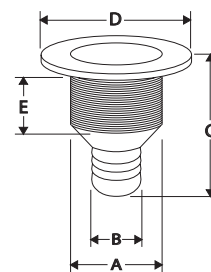
*According to BSP thread dimensions, ** with non-return valve



Thru-Hull with Flush Flange and Hose Barb

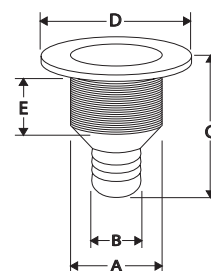


Chrome plated
with plastic nut

Code	Colour	Thread Ø A (inch)*	Hose Ø B (mm)	Overall length C (mm)	Flush Flange Ø D (mm)	Thread Length E (mm)	Material	Optional Plug	Optional Non-Return Valve
70597	Chrome	1"	19	82	45	36	PP	 45322	-
70598	Chrome	1"	25	82	45	36	PP		 45393
70600	Chrome	1 1/2"	42	94	74	50	PP	 45312	 197023
70603**	Chrome	1 1/2"	42	94	74	50	PP	-	-








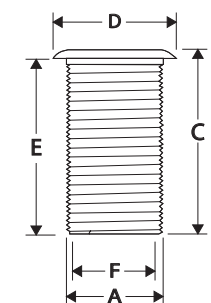
Code	Colour	Thread Ø A (inch)*	Hose Ø B (mm)	Overall Length C (mm)	Flush Flange Ø D (mm)	Thread Length E (mm)	Material	Optional Plug	Optional Non-Return Valve
31351	Black	1 7/8"	39	93	72	50	PP	 45312	 197023



Thru-Hull Threaded with Standard Flange




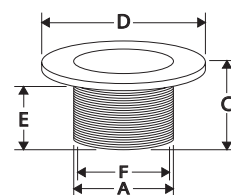
Code	Colour	Thread Ø A (inch)*	Overall Length C (mm)	Flush Flange Ø D (mm)	Thread Length E (mm)	Int. Ø F (mm)	Material	Optional Plug	Optional Valve	Optional Elbow
197211	White	1"	87	50	82	24	PA	-	-	-
196995	White	1 1/2"	62	64	54	39	PA	 45312	 197023	 197065
197003	White	1 1/2"	92	64	84	40	PA			
197017	White	2"	117	72	110	48	PA	-	 197024	 197061
197011	White	2"	72	72	65	48	PA			



Thru-Hull with Flush Flange Threaded



Code	Colour	Thread Ø A (inch)*	Overall Length C (mm)	Flush Flange Ø D (mm)	Thread Length E (mm)	Int. Ø F (mm)	Material	Optional Plug
44737	White	1/2"	75	42,8	70	16	PA	-
14186	White	3/4"	77	44	70	19	PA	-
44740	White	3/4"	81	50,3	75,5	18	PA	-
44743	White	1"	93	62	86,4	24	PA	 45322
44746	White	1 1/2"	103	76	95,7	35	PA	









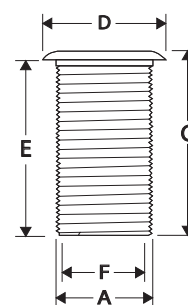
*According to BSP thread dimensions, ** with non-return valve

Thru-Hulls

Thru-Hull Threaded with Standard Flange





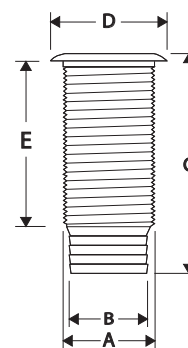
Code	Colour	Thread Ø A (inch)*	Overall Length C (mm)	Flush Flange Ø D (mm)	Thread Length E (mm)	Int. Ø F (mm)	Material	Optional Plug	Optional Valve	Optional Elbow
197213	Inox 316	1"	87	50	82	24	PA	-	-	-
196999	Inox 316	1 1/2"	62	64	54	39	PA			
197007	Inox 316	1 1/2"	92	64	84	40	PA			
197014	Inox 316	2"	72	72	65	48	PA			
197020	Inox 316	2"	118	72	72	48	PA			



Thru-Hull Threaded with Hose Barb



Code	Colour	Thread Ø A (inch)*	Hose Ø B (mm)	Overall Length C (mm)	Flush Flange Ø D (mm)	Thread Length E (mm)	Material	Optional Plug	Optional Valve
196997	White	1 1/2"	38	87	64	56	PA		
197005	White	1 1/2"	38	117	63	86	PA		
196998	White	1 1/2"	45	86	63	58	PA		
197006	White	1 1/2"	45	117	63	86	PA		
197012	White	2"	51	122	72	55	PA		
197018	White	2"	51	167	72	100	PA		
197013	White	2"	55	121	72	55	PA		
197019	White	2"	55	167	72	100	PA		
197218	Inox 316	3/4"	19	82	40	43	PA		
197001	Inox 316	1 1/2"	38	87	64	56	PA		
197002	Inox 316	1 1/2"	45	87	64	56	PA		
197009	Inox 316	1 1/2"	38	117	64	86	PA		
197010	Inox 316	1 1/2"	45	117	64	85	PA		
197015	Inox 316	2"	51	122	72	56	PA		
197021	Inox 316	2"	51	167	72	100	PA		
197016	Inox 316	2"	55	122	72	55	PA		
197022	Inox 316	2"	55	167	72	100	PA		

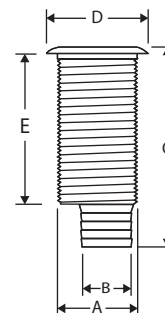


*According to BSP thread dimensions


Thru-Hull Threaded with Displaced Hose Barb



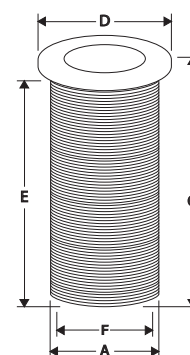
Code	Colour	Thread Ø A (inch)*	Hose Ø B (mm)	Overall length C (mm)	Flush Flange Ø D (mm)	Thread Length E (mm)	Material	Optional Plug	Optional Valve
196996	White	1 1/2"	31	87	64	57	PA		
197004	White	1 1/2"	31	117	64	86	PA		
197000	Inox 316	1 1/2"	31	87	64	57	PA		
197008	Inox 316	1 1/2"	31	117	64	86	PA	45312	197023



Thru-Hull Threaded with Standard Flange




Code	Colour	Thread Ø A (inch)*	Overall length C (mm)	Flush Flange Ø D (mm)	Thread Length E (mm)	Int. Ø (F) (mm)	Material	Optional Plug	Optional Non-Return Valve
195527	White	3/4" (25mm)	153	39	148	15	PA	-	-
198067 NEW	Black	3/4" (25mm)	153	39	148	15	PA	-	-
43499	Black	7/8" (30mm)	155	39	150	22	PA		
43497	White	7/8" (30mm)	155	39	150	22	PA		
43498	Grey	7/8" (30mm)	155	39	150	22	PA		
47756	Cream	7/8" (30mm)	155	39	150	22	PA		
43491	Black	7/8" (30mm)	62	39	58	22	PA	45306	45391
43489	White	7/8" (30mm)	62	39	58	22	PA		
47755	Cream	7/8" (30mm)	62	39	58	22	PA		
43490	Grey	7/8" (30mm)	62	39	58	22	PA		
43537**	Black	1" (33mm)	155	39	150	25	PA		
43535**	White	1" (33mm)	155	39	150	25	PA		
43536**	Grey	1" (33mm)	155	39	150	25	PA		
43529**	Black	1" (33mm)	62	40	57	25	PA		
43527**	White	1" (33mm)	62	40	58	25	PA		
43528**	Grey	1" (33mm)	62	40	58	25	PA		
47758**	Cream	1" (33mm)	62	40	58	25	PA		
196073**	Black	1" (33mm)	76	42	70	25	PA	45322	45393
47122**	White	1" (33mm)	76	42	70	25	PA		



**Meets the EN ISO 11812:2001-7, 4 standard

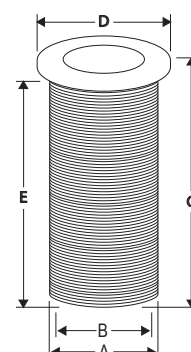
Thru-Hull Kit



Complete set includes:

- A 7/8" (30mm) thru-hull fitting with threaded end (43491)
- A black expanding plug (45306)
- An outlet with non-return valve (45391)

Code	Thread Ø A (inch)*	Hose Ø B (mm)	Overall Length C (mm)	Flush Flange Ø D (mm)	Thread Length E (mm)
44092	7/8" (30mm)	22,7	62	39	58



*According to BSP thread dimensions

Thru-Hulls

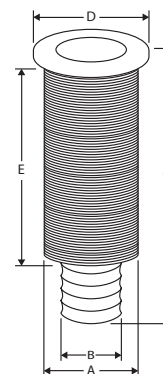
Thru-Hull Threaded with Standard Flange and Hose Barb



95793

Code	Colour	Thread Ø A (inch)*	Hose Ø B (mm)	Overall Length C (mm)	Flush Flange Ø D (mm)	Thread Length E (mm)	Material	Optional Plug
43508	White	7/8" (30mm)	25	100	40	70	PA	
43509	Grey	7/8" (30mm)	25	100	40	70	PA	
47757	Cream	7/8" (30mm)	25	100	40	70	PA	
43510	Black	7/8" (30mm)	25	100	40	70	PA	
43543	White	1"	30	100	42	70	PA	
43544	Grey	1"	30	100	42	70	PA	
43545	Black	1"	30	100	42	70	PA	
95793	White	7/8" (30mm)	25	126	40	92	PP	

45306



Thru-Hull Elbow 90°




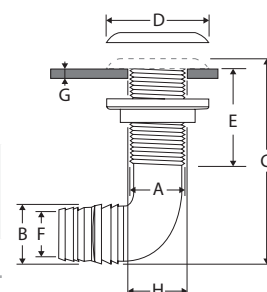
With chrome
plated cap



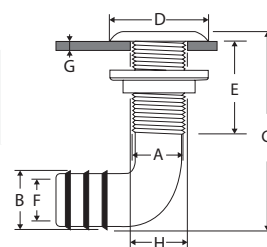
Elbow thru-hulls are the answer to the most common plumbing issues:

- Allow major room saving, as they can be used with a hose running along the hull
- Avoid making a bend in the hose, which can sometimes be a source of leak or breakage
- Require a simplified installation process inside the hull, carried out by one person only. You can hold it firmly with one hand, while screwing with the other hand

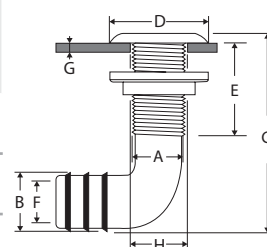
Code	Colour	Thread Ø A (mm)	Hose Ø B (mm)	Int. Ø F (mm)	Flush Flange Ø D (mm)	Thread Length E (mm)	Overall Length C (mm)	Cut-out Ø H independend of hull thick- ness G (mm)	Material
10254	White	30,7	24,5	20,5	60	46	105	Ø 32mm	PP
70601	White	30,7	24,5	20,5	60	46	105	Ø 32mm	PP



Code	Colour	Thread Ø A (mm)	Hose Ø B (mm)	Int. Ø F (mm)	Flush Flange Ø D (mm)	Thread Length E (mm)	Overall Length C (mm)	Cut-out Ø H independend of hull thick- ness G (mm)	Material
10255	White	31	24	20,5	59	55	110	Hull thckn. <20mm Ø 33mm	PP



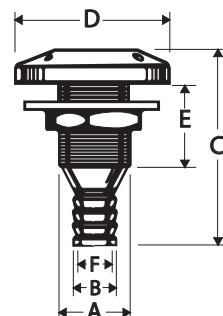
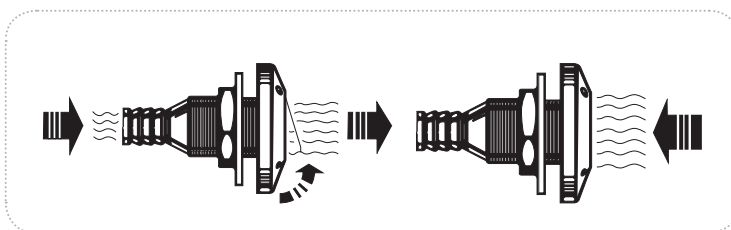
Code	Colour	Thread Ø A (mm)	Hose Ø B (mm)	Int. Ø F (mm)	Flush Flange Ø D (mm)	Thread Length E (mm)	Overall Length C (mm)	Cut-out Ø H independend of hull thick- ness G (mm)	Material
39548	White	26,3	20,8	14,7	45	40	84	Hull thckn. < 20mm Ø 28mm	PA
39549	White	30,3	26,2	19	53	40	90,5	Hull thckn. < 20mm Ø 33mm	PA
39550	White	48	39	31,7	70	45	114	Hull thckn. < 20mm Ø 50mm	PA



Thru-Hull Threaded with Non-Return Valve



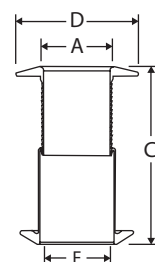
Code	Colour	Thread Ø A (mm)	Hose Ø B (mm)	Overall Length C (mm)	Flush Flange Ø D (mm)	Thread Length E (mm)	Int. Ø F (mm)	Material
43251	White	55	-	116	75	-	41	PA
43248	White	55	45	116	75	78	37	PA
43253	White	55	50	116	75	60	41	PA



Thru-Hull Telescopic



Code	Colour	Thread Ø A (mm)	Overall Length C (mm)	Flush Flange Ø D (mm)	Thread Length E (mm)	Int. Ø F (mm)	Material	Features
44763	White	51	65-215	80	50-200	40	PA	With non return valve

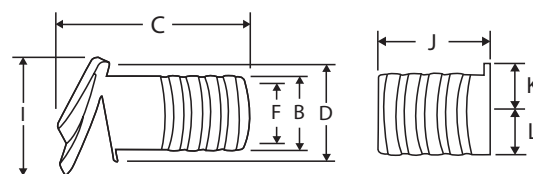


Code	Colour	Thread Ø A (inch)*	Overall Length C (mm)	Flush Flange Ø D (mm)	Int. Ø F (mm)	Material
10258	White	1 1/4"	28-44	57	30	PP
10259	White	1 1/4"	48-75	54	30	PP

Thru-Hull System with Flap



Code	Colour	Hose Ø B (mm)	Overall Length C (mm)	Flush Flange Ø D (mm)	Thread Length E (mm)	Int. Ø F (mm)	Max Lid Length I (mm)	Second Part			Material
								J (mm)	K (mm)	L (mm)	
47088	White	79	170	107	150	70	130	103	55	45	PA

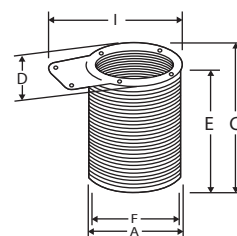


Thru-Hulls

Thru-Hull with Non-Return Valve



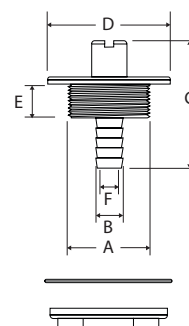
Code	Colour	Thread Ø A (mm)	Overall Length C (mm)	Flush Flange Ø D (mm)	Thread Length E (mm)	Int. Ø F (mm)	Max Lid Length I (mm)	Material	Features
43242	Black	68	107	81	94	61	106	PA	With non-return valve



Thru-Hull Outlet



Code	Colour	Thread Ø A (inch)*	Hose Ø B (mm)	Overall Length C (mm)	Flush Flange Ø D (mm)	Thread Length E (mm)	Int. Ø F (mm)	Material
31352	Black	1 1/2"	16	75	71	20	12	PA



Thru-Hull Accessories



Code	Description
43500	Drain Plug with Non-Return Valve for Inflatable Boat, Ø35mm, Black
45310	Drain Plug Rubber, Ø35mm, Black
45391	Drain Plug with Non-Return Valve for Thru-Hull, Ø22mm, Black
45393	Drain Plug with Non-Return Valve for Thru-Hull, Ø25mm, Black
44230	Spare Part for Non-Return Valve, Rubber



Code	Description
45322	Expanding Drain Plug, Ø25mm, Black
45309	Expanding Drain Plug Adjustable, Ø22mm, Black
45307	Expanding Drain Plug, Ø35mm, Black
45312	Expanding Drain Plug, Ø40mm, Black
45306	Expanding Drain Plug, Ø22mm, Black

Non-Return Valve



Code	Diameter (mm / inch)
197023	Ø 40 / 1 1/2"
197024	Ø 50 / 2"


Spare Parts Kit for Non-Return Valve

External Ø 76mm, Internal Flange Ø 70cm



Code 44093

Thru-Hull 90°, Female Connector, White



Code	Locking Nut Thread A (inch)	Hose Ø B (mm)
197065	1 1/2"	40
197061	2"	50

Non-Return Valves



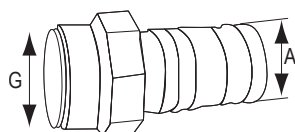
The non-return valves are ideal for use in hydraulic installations. They feature a quick release clip, allowing you to service them easily and quickly. They are available as inline units or with a 90° curve. Their outlet connection allows the use of either a Ø 3/4" - 1" or a 1 1/4" - 1 1/2" hose.

Code	Hose Outlet	Hose Inlet	Angle
31344	1"	3/4" - 1"	90°
31345	3/4" - 1"	3/4" - 1"	Inline
31346	3/4"	3/4" - 1"	90°
31347	1 1/2"	1 1/2" - 1 1/4"	90°
31348	1 1/2" - 1 1/4"	1 1/2" - 1 1/4"	Inline

Hose Adaptor for Valve, Threaded BSPP, Plastic



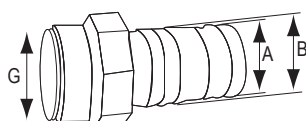
Code	G Ø (inches)	Ø A (mm)
198113	1"	32
198086	1 1/2"	50
198087	2"	60



Hose Adaptor for Valve, Threaded BSPT, Plastic



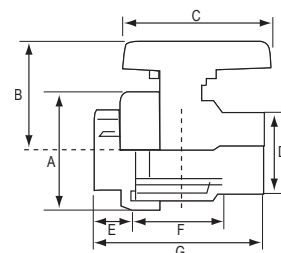
Code	G Ø (inches)	Ø A (mm)	Ø B (mm)
44538	1/2"	16	17
44539	3/4"	19	20
44540	1"	29	30



Ball Valve, Single Union, BSPP, Plastic, with Orange Handle



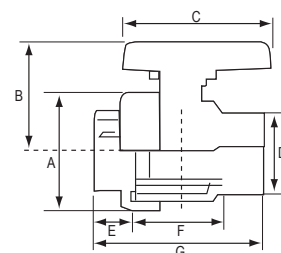
Code	A (mm)	B (mm)	C (mm)	D (inches)	E (mm)	F (mm)	G (mm)	Weight (g)
198112	68	13	80	1"	22	58	102	250
198084	96	87	103	1 1/2"	31	74	136	580
198085	116	101	120	2"	38	92	168	1030



Ball Valve, Single Union BSPT, Plastic, with Blue Handle



Code	A (mm)	B (mm)	C (mm)	D (inches)	E (mm)	F (mm)	G (mm)	Weight (g)
44669	48	44	78	1/2"	21	52	93	137
44670	60	54	90	3/4"	24	60	104	205
44671	70	64	103	1"	26	66	122	310
44672	82	72	110	1 1/4"	30	74	138	464
44673	94	86	120	1 1/2"	34	84	152	655




Ball Valve, PVC



Code	Ø A (inches)
90373	1/2"
90374	3/4"
90375	1"
70979	1 1/4"
70980	1 1/2"

Drain Sockets

Plug for Drain Socket, White



Code 16713

Captive Plug with O-Ring for Drain Socket



Code	Colour
45276	White
45277	Black

Buoyancy Tank Drain Socket, with Captive Plug

Internal diam.: 18 mm, External diam.: 23 mm



Code 16687

Non-Return Drain Valve with Plug for 25mm Transom, Grey, Set



Code 74449

Drain Socket with Plug



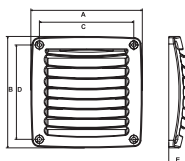
Code	Specifications	Colour	Flange Dimensions (mm)	Overall Height (mm)	Height of Socket (mm)	Cut out Diameter (mm)	Depth Below Deck (mm)	Mini Internal Diameter (mm)
16688	Plain	White	48 x 36	28	19,5	27	15	19
16689	With 2 holes	White						
43462	With captive plug	White	54 x 33	55	25	27	20	19
43463	With captive plug	Black						
95781	With captive plug	White	60x30	52	23	27	18	19
95782	With captive plug	Black						
43468	With captive plug	White	Ø 40	55	25	27	20	19
43469	With captive plug	Black						
43478	With 4 holes	Black	Ø 43	38	27	25	22	16,5
43477	With 4 holes	White						
16691	With captive plug	White	Ø 46	63	27	28	21	19
16690	Plain	White						
16797	"Fast Lock"	White	Ø 43	107	96	27	91	19

Ventilation

Ventilation Shaft Grilles Cover

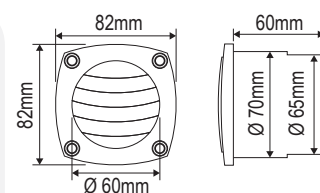


- Suitable for interior and exterior use
- Salt water resistant
- UV-resistant



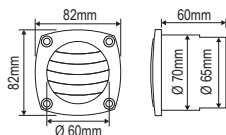
Code	Colour	A (mm)	B (mm)	C (mm)	D (mm)	E (mm)
47063	White	92	92	73	73	12
50152		118	118	99,93	100	19,9

Ventilation Shaft Grilles, White



Code 12410

Ventilation Shaft Grilles Cover, PA



Code	Colour
12409	White
16307	Grey
16308	Black

Ventilation Shaft Grilles Cover, ASA



Code	Colour	Dimensions (mm)
47065	White	206 x 106

Ventilation Shaft Grilles Cover, ASA



Code	Colour	Dimensions (mm)
16311	Black	200 x 100
17657	White	200 x 100


Ventilation Shaft Grilles, Double, ASA



It connects two ventilation exhausts behind one single louvered vent.

Code	Description	Colour	Dimensions (mm)
44545	Detachable double ventilation - ASA	White	255 x 115
44546		Black	255 x 115

Ventilator Connector, Black



Code	Description	Hose Ø (mm)
50155	PA straight connector	65 / 75
50156		100

Ventilation Clam Shell Cover, Round, Ø87mm, PA , White



Code 44551

Ventilator with Water Outlet, ASA, White



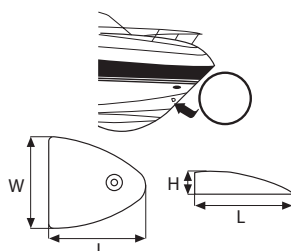
Code 44547 420 x 120mm (built-in 385 x 90 x 60)

Ventilation Clam Shell Cover, PA , White



Code 31519

Length	Width	Height
55 mm	50 mm	12 mm

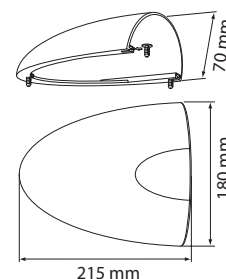


Ventilation Clam Shell Cover



Code 54386

For additional protection against heavy water intrusions. Suitable for 3" and 4" ventilators. To be fixed on top of the ventilator with 3 nylon fasteners. Made of polyamide, shock and UV-resistant. Compatible with common sealants and impervious to acetic acids. Dimensions: 215 x 180 x 70 mm.



Ventilation


Ventilation Shaft Grilles, Double, PP



Connects two ventilation exhausts behind one single louvered vent. Offers multiple combinations in conjunction with two adaptors (flange, straight or elbow stiffening adaptors). The vent is simply clipped on the stiffening adaptors (90 mm space between the two holes).

Code	Colour	Dimensions (mm)
54391	White	195 x 105, Ø 3"

Ventilator Connector Ø 76mm

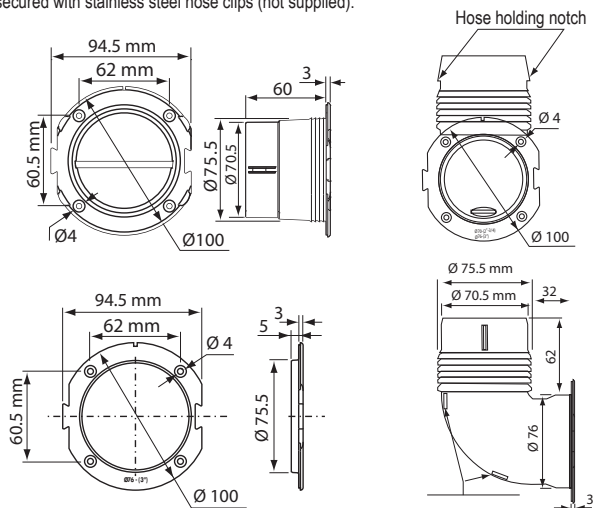


Code	Model
47514	Straight
54389	Elbow
54390	5 mm Flange

Suitable for Ø 76,2 and 70 mm ducting hose. Made of polypropylene for a good UV-resistance. It is extremely shock and load resistant, compatible with common sealants and impervious to acetic acids. Made to support a hose along a bulkhead. On the straight model, ventilation is ensured by a louvered opening, which also prevents heavy water intrusions.

Quick and easy installation:

Drill a Ø 76,2 mm hole. Notches ensure the perfect hold of the adapter in the bulkhead. Secure the adapter with 4 x M4 screws and sealant for waterproofness (compatible with most common sealants). Clip a louvered vent if necessary: moulded-in ribs contribute to the vent's secured position. Fit the hose on the adapter. Two lugs hold the hose, while waiting to be secured with stainless steel hose clips (not supplied).



Ventilation Shaft Grilles Cover, ASA



Used either on its own to ventilate a locker or in conjunction with the stiffening adaptor for connection to a hose. No screws required and time-saving assembly.

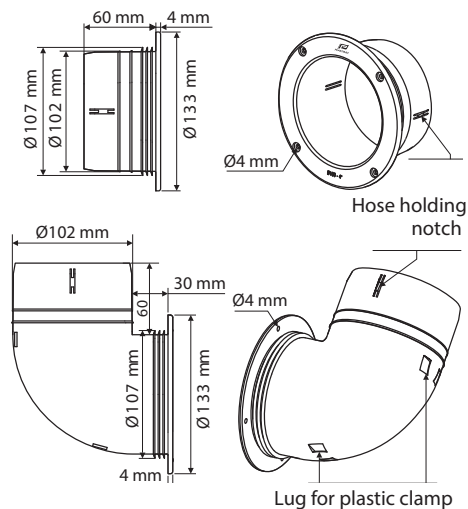
Code	Colour	Dimensions (mm)
47515	White	Ø 76
47516	Grey	
47517	Black	

Ventilator Connector Ø 102mm




Code	Description	Material
51069	Elbow	PP
51070	Straight	
60071*	Shaft Grilles Cover	PEHD

It is made of polypropylene, shock and load resistant, impervious to fuel and acetic acid. Notches and lugs hold the hose in position. In addition, the hose must be secured with stainless steel clamps. Connector is easy to fit, by means of 4 screws outside. When installing the blower, we recommend to place the exhaust louvered ventilator in a reasonably protected area (for example, in the cockpit rather than on the transom), so as to prevent water intrusion into the ventilation circuit. An extra precaution consists in building an elbow in the hose.




✳ Special colours available upon request and sufficient quantities.

Blower for Autonomous Solar Powered Fan



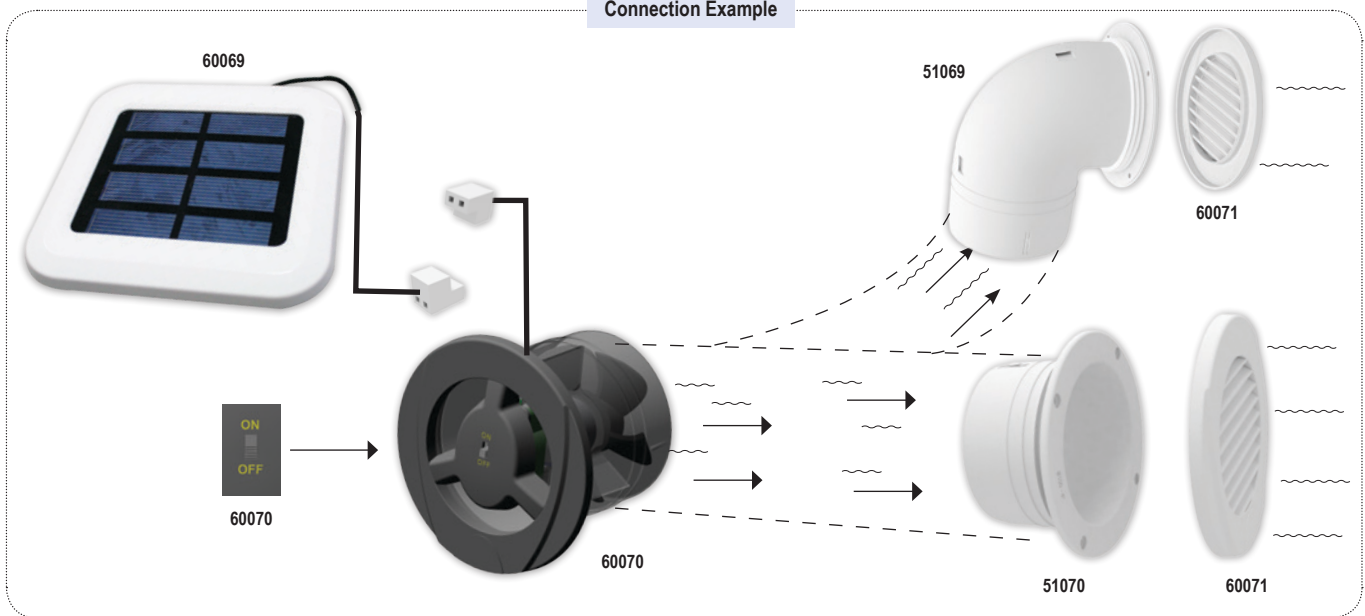
Code	Volt	Battery
60070	1.2	✓
60065	12	-

Solar Cell for Autonomous Solar Powered Fan



Code 60069

Connection Example



Cabin Vent

Cabin vents offer natural ventilation indoors and prevent water leaks from waves and rain. They open and close manually. When open, air is circulated and water stays out of your boat. Cabin vents are made of plastic. The vent 98621 is equipped with Inox plated cover.

Code	Diameter (mm)	Cut area (mm)	Cover
70158	200	95	White
98621			Inox Plated



Impermeability

Water pushes the special balls inside the vent to shut ventilation holes and ensure absolute impermeability.



Ventilation

Solar Vent

Solar vents provide mechanical ventilation utilizing the solar energy. The solar panel activates the fan which allows the air to flow in. These autonomous vents detect water flows from waves and rain, while refreshing the atmosphere even on those calm windless days. Special balls inside the vents are pushed by the water to shut ventilation holes and ensure impermeability. They have two functions; one function activates solar function and the other one modifies fan's function from clockwise to counter clockwise turn. Solar vents are made of white plastic, while the 98681 vent is equipped with an Inox plated cover.




Code	Diameter (mm)	Cut area (mm)	Cover
98680	200	95	White
98681			Inox Plated



Impermeability

Water pushes the special balls inside the vent to shut ventilation holes and ensure absolute impermeability.



Solar panel

Operates with Solar Energy. Activation with on/off switches.

"24 hours" Vent

"24 hours" vent is completely automatic as it works with solar energy in sunny days and batteries, during night time. Forced ventilation is controlled through a dynamic impeller which turns clockwise to inflow and counter clockwise to exhaust air. The user adjusts the vent on the corresponding function through on/off switches. Active air movement absorbs moisture and refreshes the interior of your boat completely. Simultaneously, when water enters the vent special balls inside, it blocks its entry to achieve absolute impermeability. "24 hours" vents are made of white plastic. The vent 99689 is equipped with Inox plated cover.




Code	Diameter (mm)	Cut area (mm)	Cover
99688	200	95	White
99689			Inox Plated



Impermeability

Water pushes the special balls inside the vent to shut ventilation holes and ensure absolute impermeability.



Solar panel

Operates with Solar Energy. Activation with on/off switches.



Battery

Rechargeable battery, charged automatically by the solar panel. Activation with on/off switches.

PCB

Three functions PCB to activate solar function, activate battery function and modify fan function from clockwise to counter clockwise turn.

Strainers

In-line Strainer with Inox Mesh Filter



Plastic body with clear acrylic cap

Code	Inlet & Outlet Diameter	Type Inlet/Outlet	Mesh Type
99755	Ø 19mm (3/4")	Hose	Large
99756	Ø 12mm (1/2")	Hose	Large
99757	Ø 12mm (1/2")	Pipe	Fine

Plastic Strainer Grilled

Features:

- Shock resistant polyamide
- Dimensions: 120 x 80 mm
- Oval Shape
- Black Colour



Code 16712

Raw Water Strainer with Mesh Filter



PP body and mesh with clear acrylic cap

Code	Inlet & Outlet Diameter	Dimension	Type Inlet/Outlet	Capacity
99758	Ø 12mm (1/2")	142x135mm	Hose	0,5 lt
99759	Ø 16mm (5/8")		Hose	
99760	Ø 19mm (3/4")		Hose	
99761	Ø 25mm (1")	192,5x179mm	Hose	1,5lt
99762	Ø 32mm (1 1/4")		Hose	
99763	Ø 38mm (1 1/2")		Hose	

Plastic Bilge Strainer

Features:

- For hoses with Ø18/20/24
- Horizontal Output
- Dimensions: 145 x 60 x 38 mm
- Rectangular Shape
- Black Colour



Code 13942



Nuova Rade

Marine - Plastics Technology Experts



TANKS

PRODUCTS



page 33



page 37



page 38



page 40



page 40

- Fixed Tanks
- Flexible Tanks

- Portable Tanks
- Fixed Tanks Accessories

- Sensors & Gauges
- Portable & Flexible Tanks Accessories

Fixed Tanks



Fixed Tank with
**EASY-SWITCH
PLATES**

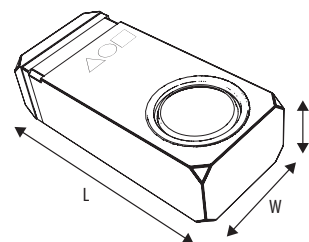


DIABLO SMART TANK

Fuel, Fresh & Waste Water Tanks

DIABLO line of horizontal tanks is made of recyclable HDPE material, consisting of a full range of 10 models complying with international standards. DIABLO can be used for fuels such as gasoline, diesel, ethanol, alternative fuels and organic vegetable oils. It can be also used for either fresh or waste water. The advantage of this line of tanks is the 'EASY SWITCH' plate, which can be purchased separately based on the use of the tank, and it is manually interchangeable. The plate used for fuel comes in red colour, the plate for fresh water in blue colour and the one for waste water in brown colour. It is secured and sealed by rotation of the piece itself and is blocked into position by means of a locking pin that prevents loosening. To clean the tank just lift the locking pin and remove the hatch by unscrewing it.

- **EASILY WASHABLE**
- **VARIOUS USES**



Code	197477	197478	197479	197480	197481	197482	197483	197484	197485	197486
Capacity (L)	37	48	60	70	82	49	64	78	93	108
Length (mm)	500	650	800	950	1100	500	650	800	950	1100
Width (mm)	360	360	360	360	360	360	360	360	360	360
Height (mm)	230	230	230	230	230	305	305	305	305	305

Easy Switch Plates



Fittings		197487 Easy Switch Fuel	197488 Easy Switch Fresh Water	197489 Easy Switch Waste Water h230	197491 Easy Switch Waste Water h305	197490 Easy Switch Blind
197492 Connector 90°, 38 mm, 1½" thread		•	•	••	••	—
197493 Cap 1½" thread		•	—	—	—	—
197494 Cap 3/4" thread		••	—	—	—	—
197495 Connector 90°, Ø17 mm, 3/4" thread		•	•	—	—	—
197496 Cap 1/2" thread		•	—	—	—	—
197497 Connector 90°, Ø11 mm, 1/2" thread		•	—	—	—	—
197498 Connector 90°, Ø13 mm, 3/4" thread		—	•	—	—	—
197499 Connector 90°, Ø25 mm, 1½" thread		—	—	••	••	—
197500 Set Connectors 90°, Ø25 mm & Ø20mm, 1" thread		—	—	•	•	—
197501 Internal Gasket Ø235mm x 17,5mm		•	•	•	•	•
Optional Sensor - Sender Match	Impedance (Ohm)	0-190		240-33		240-33
	h= 230 mm	197348 (200 mm)	197357 (200 mm)	197365 (150 mm)	—	—
	h= 305 mm	197350 (300 mm)	197359 (300 mm)	—	196911 (233 mm)	—
						—

Installation

Bracket for Battery Box/Fuel Tank, with Strap 1,50m

Fixing brackets for battery box or fuel tank with m 1.30 holding strap.

For better stability of the tank use 2 pcs

Code 43897

Gauges



197341
197342



197343
197344




197345
197346

ERCOLE

Fuel & Fresh Water Tanks

ERCOLE line of horizontal tanks offers options for fuel as well as fresh water use. The line consists of a full range of 9 models per use, suitable for collection & storage, complying with international standards. All models are made of polyethylene to avoid rust & prevent any taste alteration of the fresh water. Additionally, due to the material, these tanks have longer lifetime, contrary to metal ones. They contain an output for Ø8mm hose (fuel use) or for Ø16mm hose (fresh water use) & a fuel/water supply input that is either threaded with a cap, either with vertical outlet for Ø38mm hose, either with an 45o-angled outlet for Ø38mm hose. Pre-cut for tank level sensor.

Available customised solutions (colour or dimensions) upon request & sufficient quantities.



Straight
Ø 38mm







Thread
Ø 50mm



45°
Ø 38mm

Gauges



Use	Code	Type	Capacity (L)	Length (mm)	Width (mm)	Height (mm)	Connector Pipe Ø (mm)	Deck Filler	Sensor (optional)	
									0 - 190 Ohm	240 - 33 Ohm
Fresh Water Tanks* (White)	44798	With filler cap	45	500	350	300	16	Thread Ø 50mm		
	44800		56	650						
	44802		70	800						
	50193	Without cap	45	500	350	300		Straight Ø 38mm		
	50197		56	650						
	50203		70	800						
	50194	Without cap	45	500	350	300		45o Ø 38mm		
	50198		56	650						
	50204		70	800						
Fuel Tanks (Black)	44797	With filler cap	41	500	350	300	8	Thread Ø 50mm		
	44799		55	650						
	44801		69	800						
	50195	Without cap	41	500	350	300		Straight Ø 38mm		
	50199		55	650						
	50205		69	800						
	50196	Without cap	41	500	350	300		45° Ø 38mm		
	35008		55	650						
	50206		69	800						

* CE approved according to Directive 2003/44/EC

SOGLIOLA

Fuel & Fresh Water Tanks

SOGLIOLA line of horizontal tanks offers options for fuel as well as fresh water use. The line consists of a full range of 9 models per use, suitable for collection & storage, complying with international standards. All models are made of polyethylene to avoid rust & prevent any taste alteration of the fresh water. Additionally, due to the material, these tanks have longer lifetime, contrary to metal ones. They contain an output for Ø8mm hose (fuel use) or for Ø16mm hose (fresh water use) & a fuel/water supply input that is either threaded with a cap, either with vertical outlet for Ø38mm hose, either with an 45o-angled outlet for Ø38mm hose. Pre-cut for tank level sensor.

Available customised solutions (colour or dimensions) upon request & sufficient quantities.


Fuel Tank



Fuel Tank



Fuel Tank



Fresh Water Tank



Fresh Water Tank



Fresh Water Tank



Straight
Ø 38mm



Thread
Ø 50mm



45°
Ø 38mm

Gauges



197341
197342



197343
197344

Use	Code	Type	Capacity (L)	Length (mm)	Width (mm)	Height (mm)	Connector Pipe Ø (mm)	Deck Filler	Sensor (optional)	
									0 - 190 Ohm	240 - 33 Ohm
Fresh Water Tanks* (White)	44833	With filler cap	45	650	350	220	16	Thread Ø 50mm		
	44835		60	800						
	44837		80	1100						
	50207	Without cap	45	650	350	220		Straight Ø 38mm		
	50212		60	800						
	50216		80	1100						
	50208	Without cap	45	650	350	220		45° Ø 38mm		
	50213		60	800						
	50217		80	1100						
Fuel Tanks (Black)	44832	With filler cap	38	650	350	220	8	Thread Ø 50mm		
	44834		49	800						
	44836		73	1100						
	50209	Without cap	38	650	350	220		Straight Ø 38mm		
	50214		49	800						
	50218		73	1100						
	35009	Without cap	38	650	350	220		45° Ø 38mm		
	50215		49	800						
	50219		73	1100						

* CE approved according to Directive 2003/44/EC

BORA

Fresh Water Tanks

BORA line of horizontal fresh water tanks is made of high-density polyethylene material, in white colour. Polyethylene material is used to prevent any taste alteration of fresh water. The line consists of a full-size range of 40L, 60L, 80L and 100L, complying with international standards and is used for fresh water collection and storage. This fresh water tank is available in two options. One option is provided with only the holding base tank alone and the other option comes with a complete set, that includes a holding tank, a self-priming pump (12V) and fittings. A large range of accessories is available, such as pump, sensor, vented loop, valve, filter and deck filler.

Available customised solutions (colour or dimensions) upon request & sufficient quantities.

Gauges



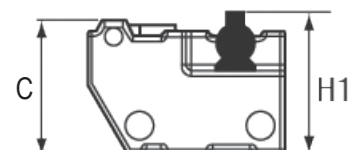
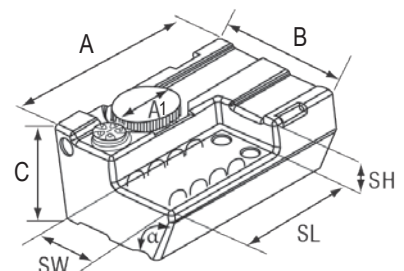
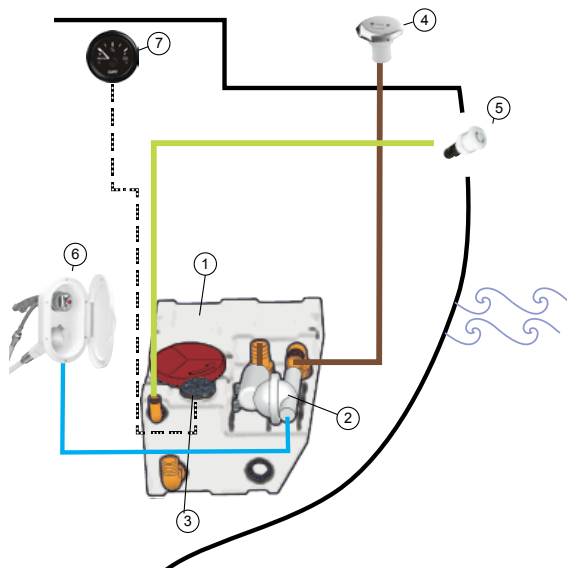
197343
197344



Use	Code	Type	Capacity (L)	A (mm)	B (mm)	C (mm)	H1 (mm)	SL (mm)	SW (mm)	SH (mm)	Hole Ø A1 (mm)	α Angle	Pump	Sensor (optional)	
														0 - 190 Ohm	240 - 33 Ohm
Fresh Water	196887	Base Tank	40	545	400	270	-	350	200	80	133,5	120°	*		
	196888		60	775	400	270	-	350	200	80	133,5	120°	*		
	196889		80	1005	400	270	-	350	200	80	133,5	120°	*		
	196890		100	1245	400	270	-	350	200	80	133,5	120°	*		
	196895	Tank with Pump	40	545	400	270	300	350	200	80	133,5	120°	56082 (12 V, 8lt/min)		
	196896		60	775	400	270	300	350	200	80	133,5	120°			
	196897		80	1005	400	270	300	350	200	80	133,5	120°			
	196898		100	1245	400	270	300	350	200	80	133,5	120°			
	197062		60	775	400	270	280	350	200	80	133,5	120°	53432 (12 V, 12,5lt/min)		
	197063		80	1005	400	270	280	350	200	80	133,5	120°			
	197064		100	1245	400	270	280	350	200	80	133,5	120°			

*Optional Pump 56082 (12V, 8 lt/min)

Installation Example





Manufactured
in accordance with ISO 8099

BLIZZARD

Waste Water Tanks

BLIZZARD line of horizontal waste water tanks is made of high-density polyethylene material, in brown colour. Polyethylene material is used to prevent any waste odors. The line consists of a full-size range of 40L, 60L, 80L and 100L, complying with international standards and can safely hold waste water from toilets until they can be discarded safely. This waste water tank is available in two options. One option is provided only with the holding base tank alone and the other option comes with a complete set, that includes a holding tank, a diaphragm pump (12V) and fittings. A large range of accessories is available, such as pump, sensor, vented loop, valve, filter and deck filler.

Available customised solutions (colour or dimensions) upon request & sufficient quantities.

Gauges



197345
197346

Use	Code	Type	Capacity (L)	A (mm)	B (mm)	C (mm)	H1 (mm)	SL (mm)	SW (mm)	SH (mm)	Hole Ø A1 (mm)	α Angle	Pump	Sensor
Waste Water	196867	Base Tank	40	545	400	270	-	350	200	80	133,5	120°	*	**
	196868		60	775	400	270	-	350	200	80	133,5	120°	*	**
	196869		80	1005	400	270	-	350	200	80	133,5	120°	*	**
	196870		100	1245	400	270	-	350	200	80	133,5	120°	*	**
	196871	Tank with Pump and Sensor	40	545	400	270	320	350	200	80	133,5	120°		
	196872		60	775	400	270	320	350	200	80	133,5	120°		
	196873		80	1005	400	270	320	350	200	80	133,5	120°		
	196874		100	1245	400	270	320	350	200	80	133,5	120°		
	196875		40	545	400	270	320	350	200	80	133,5	120°		
	196876		60	775	400	270	320	350	200	80	133,5	120°		
	196877		80	1005	400	270	320	350	200	80	133,5	120°		
	196878		100	1245	400	270	320	350	200	80	133,5	120°		



196862 (12 V, 19 lt/min)



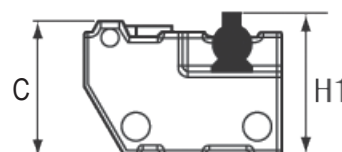
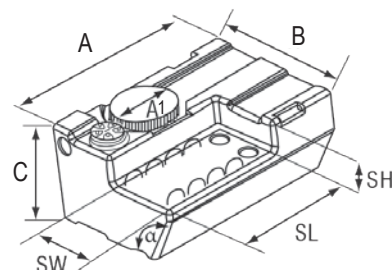
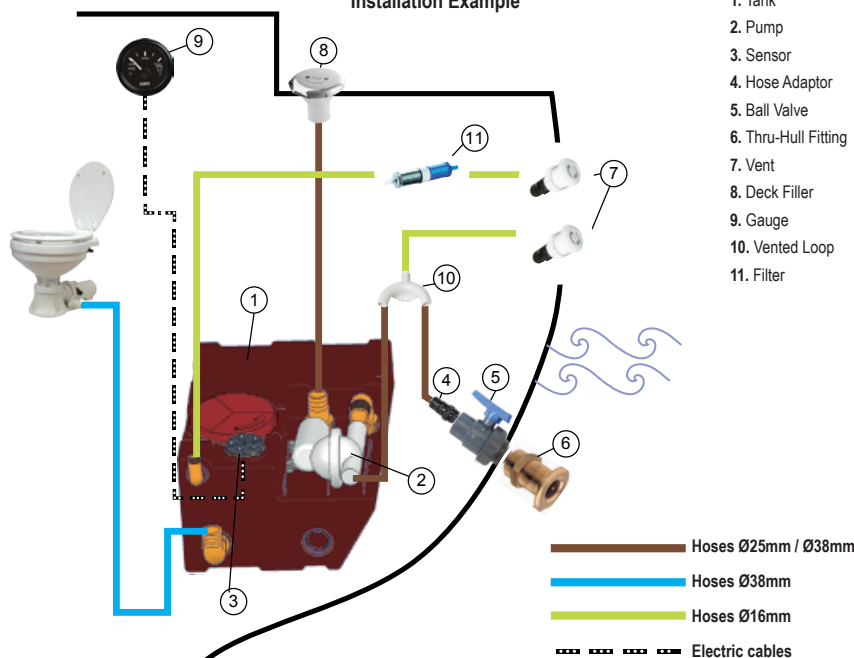
196861 (24 V, 19 lt/min)



196911
240-33 Ohm

*Optional Pump 196862 (12V, 19 lt/min) or 196861 (24V, 19 lt/min) ** Optional Sensor 196911

Installation Example



ZEFIRO

Waste Water Tanks

ZEFIRO line of vertical waste water tanks is made of high-density polyethylene material in brown colour. Polyethylene material is used to prevent any waste odors. These tanks are designed with a gravity discharge technology that allows easier unloading of the tank without using a pump, when installation is carried out at more than 0.5 m above the waterline. Can be mounted on a bulkhead of the boat, saving space and time. The line consists of two models with capacity of 40L and 60L, complying with international standards and can safely store waste water from toilets until they can be discarded safely. All contain 1 inlet and 2 outlets of Ø 38 mm - G 1 1/2" and one vent of Ø 25 mm - G 3/4". They have an inspection hatch of Ø 127 mm, that can be removed for cleaning purposes. Contain a plate compatible with VDO standard senders and are compatible with diaphragm pumps and macerators (12 or 24 V).

Available customised solutions (colour or dimensions) upon request & sufficient quantities.


Gauges



Manufactured in accordance with ISO 8099.

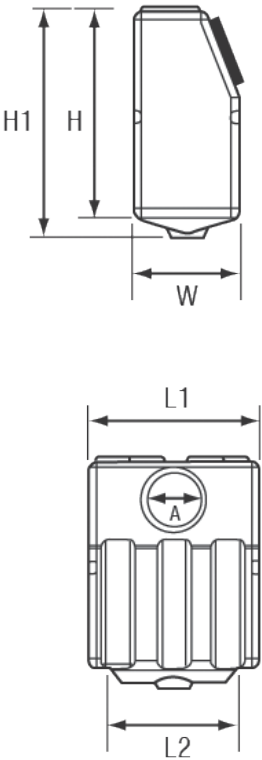
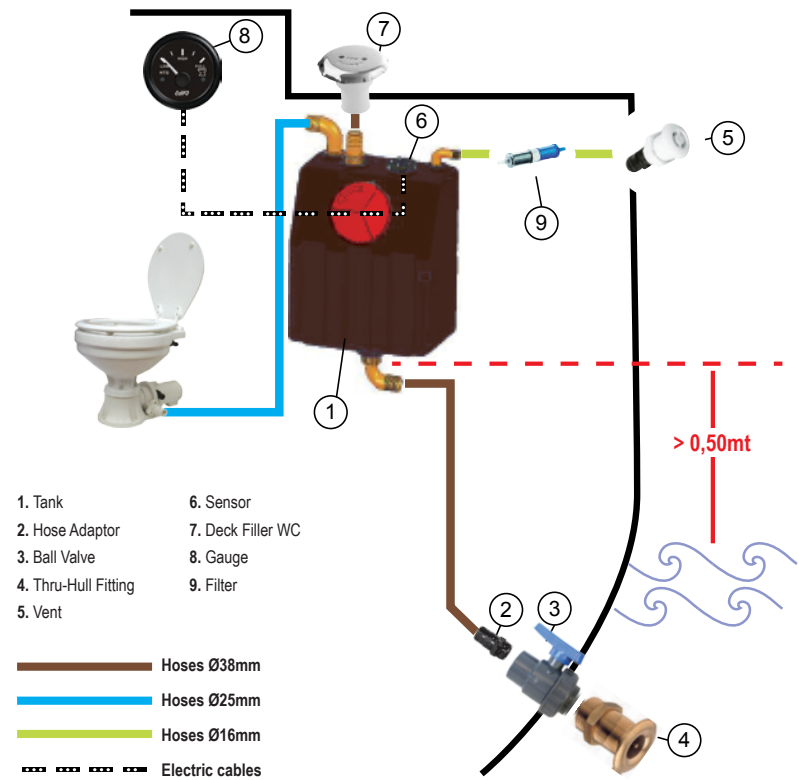


Use	Code	Capacity (L)	L1 (mm)	L2 (mm)	W (mm)	H (mm)	H1 (mm)	Hole Ø A (mm)	Sensor (Optional)
Waste Water Tank	196881	40	400	302	250	493,7	540	133,5	196909
	196882	60	400	302	250	703,7	750,3	133,5	196910



240-33 Ohm

Installation Example



MISTRAL

Fuel Tank with Sender

MISTRAL tank for horizontal fuel storage is made of polyethylene material in white colour, offering high chemical and fire resistance. Polyethylene material is used to avoid rust and has a longer lifetime, contrary to metal tanks. This model complies with international standards and is used for fuel collection and storage. MISTRAL tank features one central column to provide increased rigidity of the tank and can be easily secured to the boat. Contains lateral baffles, designed to reduce fuel tossing.

Available customised solutions (colour or dimensions) upon request & sufficient quantities.



Gauges



197341
197342

Use	Code	Capacity (L)	Length (mm)	Width (mm)	Height (mm)	Connectors			Sender
						Ø A (mm)	Ø B (mm)	Ø C (mm)	

Fuel Tank

196251

55

900

400

245

38

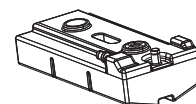
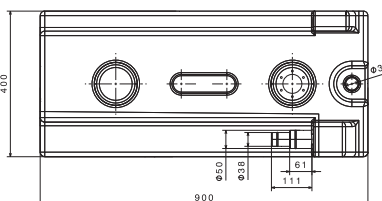
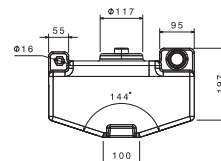
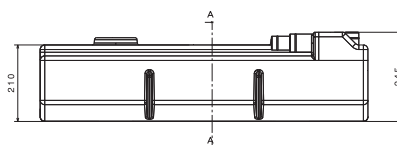
38

50



197070
0-190 Ohm

*For diesel tank use sender 197073



CE approved according to Directive 2003/44/EC

Fresh Water Tank

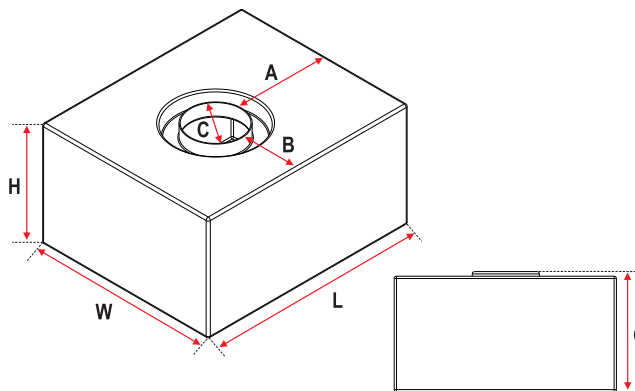
Nuova Rade fresh water tanks are used for fresh water storage in sailboats or yachts. The line of horizontal fresh water tanks is made of polyethylene material, in white colour. The line consists of a full range of 9 models complying with international standards and is used for fresh water collection and storage. All contain a cap with seal.

Available customised solutions (colour or dimensions) upon request & sufficient quantities.





Use	Code	Capacity (L)	L (mm)	W (mm)	H (mm)	G (mm)	A (mm)	B (mm)	C (mm)
Fresh Water Tank	45361	48	480	400	250	265	180	140	120
	45362	59	680	460	190	205	410	170	120
	45363	72	680	460	230	245	410	170	120
	45364	84	700	400	300	315	290	140	120
	45365	85	880	480	200	215	380	180	120
	45366	80	650	450	280	295	265	165	120
	45367	140	1200	450	260	275	935	165	120

Use	Code	Capacity (L)	L (mm)	W (mm)	H (mm)	G (mm)	A (mm)	B (mm)	C (mm)
Fresh Water Tank	45359	30	560	400	140	155	325	140	120
	45360	70	580	580	200	220	345	230	120



Flexible Fresh Water Tank

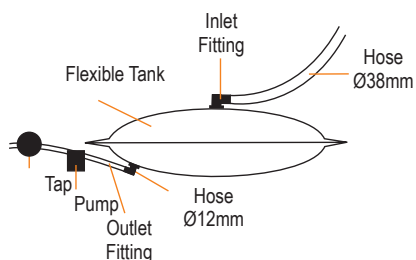
The flexible, lightweight and form-fitting water tanks are a strong, reliable, practical and low cost solution to store fresh water on your boat when a rigid water tank is not an option. Water tanks are supplied complete, ready to install, with two welded fittings. A Ø 38 mm inlet fitting and a Ø 12 mm outlet valve with moveable thread tightening rings for maximum sealing. The tanks have metal hooks for fixing (hanging) and therefore allow for a better stability. The tanks are made of non-toxic PVC, waterproof and high-resistant material that protects them from tearing and abrasions. Compact design allows for easy storage in your boat, car, truck, RV, garage, or home. Nuova Rade Flexible Water Tanks are available in 6 rectangular sizes as well as in 2 triangular sizes, in grey colour.



Rectangular

Code	Capacity (L)	A (mm)	B (mm)	A Filled (mm)	B Filled (mm)	Height Filled* (mm)	Outlet Fitting	Inlet Fitting	Cap
31321	55	750	740	700	715	430			
31322	75	840	740	755	690	440			
31323	100	1000	740	910	685	500			
31324	120	1250	740	1155	700	510			
31329	150	1500	740	1380	700	535			
31327	200	1700	740	1600	680	535	72134**	72133**	197493

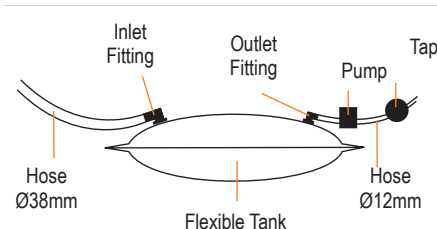
* with fitting
** included



Triangular

Code	Capacity (L)	A (mm)	B (mm)	C (mm)	A Filled (mm)	B Filled (mm)	Height Filled* (mm)	Outlet Fitting	Inlet Fitting	Cap
31325	55	860	930	210	795	800	305			
31326	100	1140	1160	210	1105	1090	420	72134**	72133**	197493

* with fitting
** included



Portable Tanks

HULK

Fuel Tanks

HULK line of portable outboard motor fuel tanks is made of odor-free high-density polyethylene material in red colour. Their robust rotationally moulded plastic construction makes them completely non-corrosive. They are strong, yet lightweight and will not crack or dent. Polyethylene material is used since it is unable to rust and has a longer lifetime, contrary to metal tanks. The line consists of a full-size range of 12L, 22L and 30L, complying with international standards and is used for fuel collection and storage. All contain a Ø 8mm outlet with filter and a vented cap with seal. The codes 44804 and 44805 contain a fuel gauge, as well.

Available customised solutions (colour or dimensions) upon request & sufficient quantities.



Ø 8mm outlet with filter

Use	Code	Capacity (L)	Length (mm)	Width (mm)	Height (mm)	Fuel Gauge
Portable Fuel Tank	44803	12	410	260	195	No
	44804	22	460	305	265	Yes
	44805	30	510	360	270	Yes



Portable Tanks

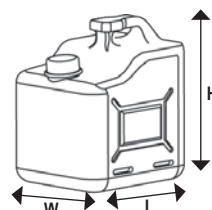


JERRYCAN

Fuel Tanks with Spout

JERRYCAN line of portable outboard motor fuel tanks with spout is designed in odor-free high-density polyethylene material in red colour. Polyethylene material is used to avoid rust and has a longer lifetime, contrary to metal tanks. All codes have a top handle that makes them very stable in use and easy to grip and carry, if needed. Their specially designed bottom in large dimensions achieves better stability when placed. The line consists of a full-size range of 5L, 10L, 15L and 22L, complying with international standards and is used for fuel collection and storage. All contain a vented cap with seal, and they are being supplied with a spout.

Use	Code	Capacity (L)	Length (mm)	Width (mm)	Height (mm)
Portable Fuel Tank	43604	5	300	240	185
	43598	10	300	240	250
	43600	15	300	240	330
	43602	22	300	245	440



Fuel Tank with Filter

Suitable for outboard motors. It is made of odor-free high-density polyethylene material in red colour to avoid rust and has a longer lifetime, contrary to metal tanks. Available in 10L and 25L sizes, complying with international standards and is for fuel collection and storage. All contain a vented cap with seal and a Ø 8mm outlet with filter. The code 44789 can be suitable for diesel by adding 44624 (Pipe fuel return).

Available customised solutions (colour or dimensions) upon request & sufficient quantities.

Use	Code	Capacity (L)	L (mm)	W (mm)	H (mm)	Fuel Gauge
Portable Fuel Tank	44790	10	330	245	135	No
	44789*	25	440	295	210	Yes



*Suitable for diesel by adding 44624 (Pipe fuel return)

Ø 8mm outlet with filter

Fixed Tanks Accessories

ERCOLE - SOGLIOLA



Code	Description
45284	A Tank Filler Cap
44467	C Fuel Pick-up Tube w/Pipe Conn.Ø8mm
50140	D Water Pick-Up Tube, w/ Ø16mm Conn.
44088	FGHE Set Connectors w/Ø50mm Straight
44089	GHI Set Connectors, w/Ø38mm Straight
43366	E Straight Connector Ø50mm
43368	I Straight Connector Ø38mm

Code	Description
44090	FGHM Set Connectors, w/Ø50mm 90° Elbow
44091	GHN Set Connectors, w/Ø38mm 90° Elbow
43370	M Elbow Connector 90°, Ø50mm
43374	N Elbow Connector 90°, Ø38mm
44624	F Elbow Conn. 90°, Pipe f/Fuel Return
44569	P Vent. Elbow Conn. 90°, Hose Ø16mm
44838	Q Universal Bracket w/Holding Straps

BLIZZARD - BORA - ZEFIRO

Connectors



A



B



E



G



C



D



F



H

	Code	Description	Model	Ø (mm)
A	196906	Straight	G 3/4"	16
	196904		G 3/4"	20
	196915		G 3/4"	25
B	196914		G 1 1/4"	25
	196913		G 1 1/4"	38
C	196925		G 1 1/2"	25

	Code	Description	Model	Ø (mm)
D	196917	Straight	G 1 1/2"	38
E*	196902		G 1 1/2"	38
F	196905	90°	G 3/4"	20
	196916		G 3/4"	25
G	196918		G 1 1/4"	38
H*	196901		G 1 1/2"	38

*Set of 3pcs

Diverter Valve, 3-way, for Tanks

The 3-way Diverter Valve for Tanks is a universal valve that can be used installed on board or on bilge evacuation systems. It allows the operator to choose between two outlets.

Features:

- Corrosion resistant ABS and stainless steel structure
- Ideal for marine sewage and bilge pump out systems
- Ports: 1-1/2" ID flexible hose
- Can be padlocked
- Long distance control by means of a push-pull cable

Bilge systems: For boats having two separate bilge areas, the 3-way Diverter allows to empty either one, with only one pump.

Sewerage systems: When installed in the holding tank discharge line, the y-valve allows the choice between pumpout through a deck fitting or directly through a seacock. When installed in the marine toilet discharge line, it allows the choice between storing the effluent in the waste tank or discharging it directly overboard (if legal).



Code 196791

Bio-Carbon Filter for Tanks, Ø16-19mm

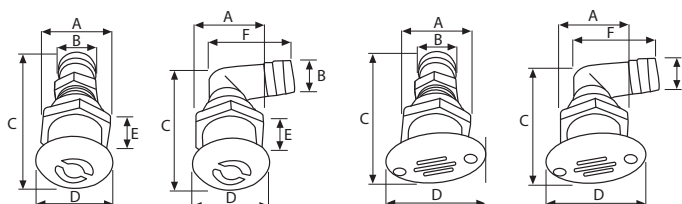
Code 51732



Ventilator for Tank



Code	Description	Colour	A (mm)	Hose Ø B (mm)	C (mm)	D (mm)	E (mm)	F (mm)
37331	Straight	White	29	16	83	41	40	-
31515	Elbow 90°	White	29	16	83	41	40	50
37330	Straight	White	29	16	83	60x40	40	-
31517	Elbow 90°	White	29	16	83	60x40	40	50



Fixed Tanks Accessories



Deck Filler Inox, with Vent

Deck Filler with vent is made of Inox. Depending on the use, you can choose the Deck Filler either for gas or water. The indication of use is shown at the top of the Deck Filler. It combines stylish design and complete sturdiness, and it is designed to fit easily on the deck. The cap features a lanyard in order not to be lost or fall into the water. Nuova Rade Deck Fillers are available in Ø38 mm with a vent of Ø16 mm.

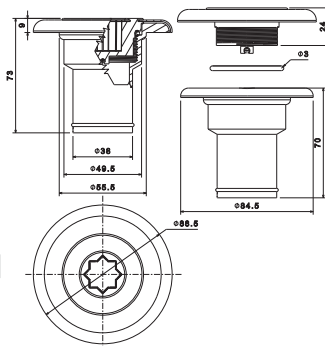
Code	For use	Diameter (mm)	
		Deck Filler	Vent
74326	Gas	38	16
74327	Water		



INOX Deck Filler

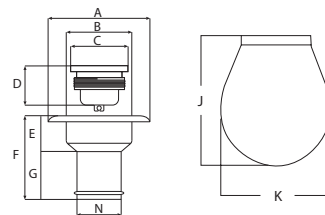
Nuova Rade Inox Deck Fillers with Cap are suitable for fuel, fresh water or waste. The use is easily indicated by the colour of the cap: blue for fresh water, red for fuel and brown for waste. The main body is made of reinforced PA. The cap is made of Inox 316 and reinforced PA for endurance and extra durability in the marine environment. The cap features a lanyard in order not to be lost or fall into the water. These deck fillers have a tight fitting, as they can be secured with the use of a winch handle.

Code	Model	Diameter (mm)
198158	Water	
198159	Fuel	38
198160	Waste Water	



Plastic Deck Filler, Flip Top

Code	Model	Hose Ø (mm)
196275	Water	38 (1½")
196265	Fuel	38 (1½")
196266		51 (2")
196267	Diesel	38 (1½")
196268		51 (2")

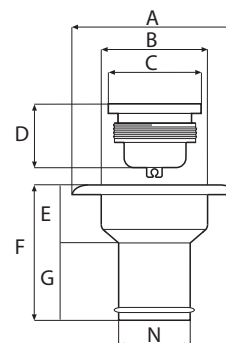


	A (mm)	Ø B (mm)	Ø C (mm)	D (mm)	E (mm)	F (mm)	G (mm)	Ø N (mm)	K (mm)	J (mm)
Ø 38	80x93	55	48	33	26	72	46	38	84	98
Ø 51	80x93	55	48	33	26	72	46	51	84	98



Plastic Deck Filler

Code	Model	Hose Ø (mm)	Colour
45298			White
47618	Water	38 (1½")	Cream
45299			Black
NEW			
35011		38 (1½")	White
50311	Fuel	38 (1½")	Cream
45282		51 (2")	White
45283			Black



	A (mm)	Ø B (mm)	Ø C (mm)	D (mm)	E (mm)	F (mm)	G (mm)	Ø N (mm)
Ø 38	85	55	48	33	26	72	46	38
Ø 51	85	55	48	33	26	72	46	51



Spare Deck Filler Cap with Chain for Fuel

Code 195015



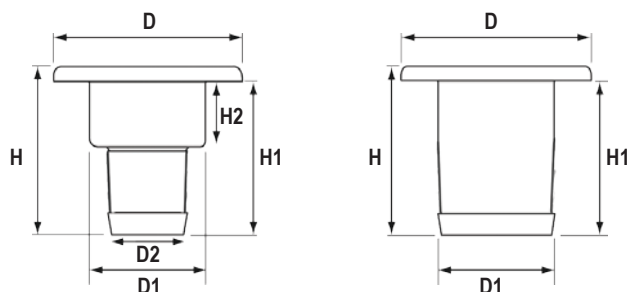
Spare Deck Filler Cap with Chain for Water

Code 195016

Deck Filler, Glass Reinforced PA

Construction in 2 materials to combine sturdiness, lightweight and stylish design:

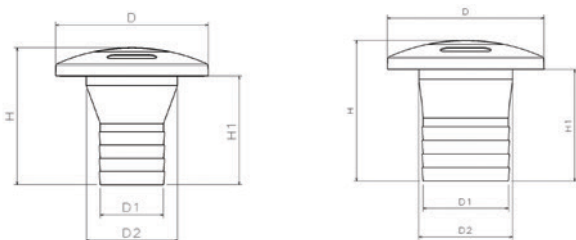
- Deck filler's body made of glass reinforced nylon
- 316 L Inox cap
- Open with dual imprint key or manually thanks to finger-grip cap; the type of the liquid included (fuel, diesel, water) is written on the cap



Code	Model	Hose diam. (mm/inch)	H (mm)	H1 (mm)	H2 (mm)	Diam. D (mm)	Diam. D1 (mm)	Diam. D2 (mm)
197206	Water	38 / 1 1/2"	75	62	23	92	50	38
197203	Fuel	51 / 2"			-			-
197205	Diesel							

Deck Fillers for Gas, Diesel, Water & Waste

The Deck Filler range includes deck fillers suitable for water, fuel and waste. They are designed in such a way that the full lid area is totally covered, which makes the final look much more attractive. Each deck filler can have a different function, which will always be clear - by using the relevant sticker (water, fuel, waste) included in each filler's packaging. They are made of highly resistant plastic and in 38mm and 50mm diameter. Available option with a chrome plated cap.



38 (1-1/2")

50 (2")

Hose Diam. D1 (mm/inch)	H (mm)	H1 (mm)	Diam. D (mm)	Cut out D2 (mm)
38 (1-1/2")	84	66	92	55
50 (2")				



Deck Filler with Cap

Deck Filler with Chrome Plated Cap


Code	Tube Diameter (mm)
99567	38 (1-1/2")
99568	50 (2")

Code	Tube Diameter (mm)
70594	38 (1-1/2")
70595	50 (2")

Sensors & Gauges

Sensor for Fresh Water & Waste Tank (12/24V, Inox 316, SAE5)

Code	Use Type	Height (mm)	Impedance (Ohm)	Suitable for
197365	Fresh & Waste Water	150	240 - 33	Diablo H230mm - Sogliola
196911		233		Diablo H305mm - Ercole Bora - Blizzard
197367		350		For custom-made tank
196909		480		Zefiro 40lt
196910		690		Zefiro 60lt





Sensor for Fuel & Water Tank (12/24V, Inox 316, SAE5)

Code	Use Type	Height (mm)	Impedance (Ohm)	Suitable for
197347	Fuel & Water	150	0 - 190	Sogliola
197348		200		Diablo H 230 mm Ercole - Bora
197349		250		Diablo H 305 mm Ercole
197350		300		Diablo H 305 mm
197351		350		
197352		400		
197353		450		For custom-made tank
197354		500		
197355		600	240 - 33	Sogliola
197356		150		Diablo H230mm Ercole - Bora
197357		200		Diablo H305mm Ercole
197358		250		Diablo H305mm
197359		300		
197360		350		
197361		400		For custom-made tank
197362		450		
197363		500		
197364		600		



Sender for Fuel or Diesel Tank (12/24V, Inox 316, SAE6)

Code	Use Type	Height (mm)	Impedance (Ohm)	Suitable for
197070	Fuel	195	0 - 190	Mistral
197077		233		
197180		272		
197068		293		
197066		315		For custom-made tank
197067		330		
197073	Diesel	195		
197075		233		
197076		293		



Level Gauge 12/24V, Ø62mm, Black

Code	Use Type	Impedance (Ohm)
197341	Fuel	0 - 190
197342		240 - 33
197343	Water	0 - 190
197344		240 - 33
197345	Waste	0 - 190
197346		240 - 33

Internal Ø52mm

Universal Base with Strap



Code 43901

- External Dimensions: 485x340x35 mm
- Internal Dimensions: 470x320 mm

Strap for Fuel Tank/Battery Box Fixing



Code 43895

Length 1.30 m. It includes hasps and plastic buckles for the strap.

Bracket for Battery Box/Fuel Tank



Code 43897

Fixing brackets for battery box or fuel tank with 1,50m holding strap.

Fitting for Tank Vent



Code	Hose Diameter (mm)
44567	16
44568	20

Handle for Portable Fuel Tank



Code 44179

L.310 mm, Black

Pick-up Tube with Filter & Pipe Connector Ø1/4"



Code 44469

Filler Cap with Vent for Portable Fuel Tanks



Code 45301

Spout for JERRYCAN Portable Fuel Tanks



Code 45415

Connector Ø1/4" for Line Ø8mm, Plastic



Code	Description
43451	1/4"

Inlet Elbow Fitting for Ø38mm Hose



Code 72133 1 1/2" Thread Tightening Ring, Black

Outlet Elbow Fitting for Ø12mm Hose




Code 72134 1 1/2" Thread Tightening Ring, Black

Cap 1 1/2" Thread



Code 197493

Inflation/Deflation (PVC) Valve for ISO-RAFT



Code 02022



Nuova Rade

Marine - Plastics Technology Experts



HATCHES

PRODUCTS



page 45



NEW

page 48



NEW

page 51



page 61



page 63

● Portlight - Escape Hatches

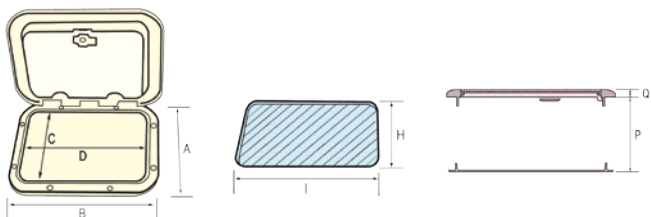
● Deck Hatches
● Inspection Hatches

● Storage Hatches

EURO 1 & 2

EURO 1 & 2 Hatches are framed hatches with a thick frame made of UV-resistant high-grade ASA, providing resistance to damage and chemical solvents. They have a UV resistant, 8 mm thick plexiglass window, that can stay open. Designed for external use. Can be mounted both horizontally and vertically. These hatches are mounted with hidden screws for discrete appearance. EPDM rubber gasket provides resistance to water. Designed & produced in Italy. CE approved by Rina.

448x268mm



Code	Model	Colour	A (mm)	B (mm)	C (mm)	D (mm)	H (mm)	I (mm)	P (mm)	Q (mm)
47079	Euro 1	White	268	448	196	376	209	389	25-55	22

Plexiglass Thickness: 8mm

Optional Spare Parts

Opening Stay



47089

Handle



195425

Gasket



44561
(1,2m, Ø9mm)

Spare Key

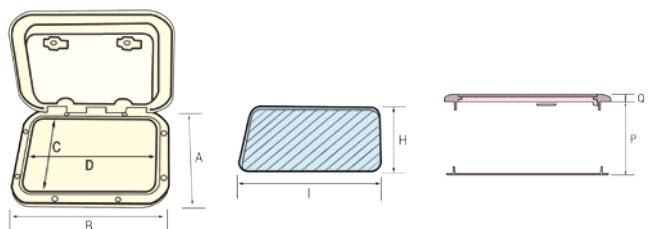


196053



HATCHES

480x480mm



Code	Model	Colour	A (mm)	B (mm)	C (mm)	D (mm)	H (mm)	I (mm)	P (mm)	Q (mm)
44445	Euro 2	White	480	480	415	415	430	430	25-55	22

Plexiglass Thickness: 8mm

Optional Spare Parts

Opening Stay



44839

Set of Left & Right Handles



44208

Gasket



44560
(1,6m, Ø9mm)

Spare Key



196053

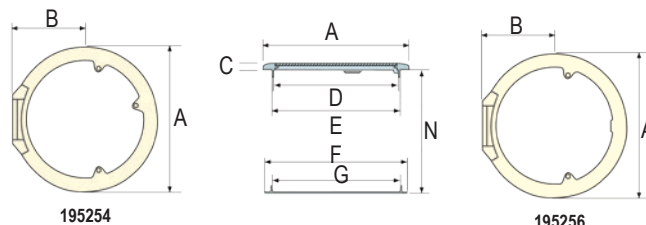



Portlight - Escape Hatches

EURO 38 & 59

EURO 38 & 59 round shaped portlights are available in two dimensions (Ø38cm & Ø59cm). They are white, round framed portlights with a thick frame made of UV-resistant high-grade ASA, providing resistance to damage and chemical solvents. They have a UV resistant, 8mm thick plexiglass window, that can stay open. Designed for external use. Can be mounted both horizontally and vertically. These hatches are mounted with hidden screws for discrete appearance. EPDM rubber gasket provides resistance to water. Designed & produced in Italy. CE approved by Rina.





Ø38 cm Ø59 cm



Code	Model	Colour	A (mm)	B (mm)	C (mm)	D (mm)	E (mm)	F (mm)	G (mm)	N (mm)
195256	Euro 38	White	378	189	26	290	303	362	309	22.5-52.5
195254	Euro 59		590	294.5	27	506	518	574	521	22.5-52.5

Plexiglass Thickness: 8mm

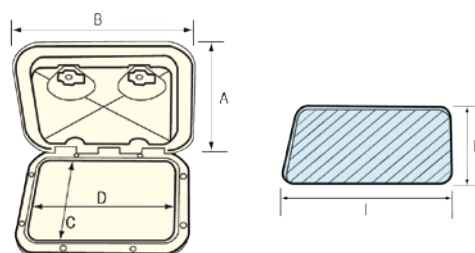
Optional Spare Parts

Opening Stay	Set of Left & Right Handles	Gasket	Spare Key
			
Euro 38: 195541, Euro 59: 195542	195540	44560 (1,6m, Ø9mm)	196053

Deck Hatches




KROME

KROME deck hatch is available in six dimensions, covering the needs of boats of any size. Made of UV-resistant high-grade ASA, it provides resistance to damage and chemical solvents. Designed for external use, it features UV-resistant frame and cover with a 180° opening door and one or two durable handles. It is specially designed with a non-skid surface and can be mounted both horizontally and vertically. This hatch is mounted with hidden screws for discrete appearance. EPDM rubber gasket provides resistance to water. It guarantees easy opening and easy access when needed. Chromed handles and a lockable option (non ISO) are also provided. Designed & produced in Italy.



Code	Colour	A (mm)	B (mm)	C (mm)	D (mm)	H (mm)	I (mm)
196513	White	270	375	193	293	200	300
196514		315	440	237	357	243	363
196515		353	606	274	520	283	530
196516		243	607	162	521	173	530
196517		370	375	292	292	300	300
196518		460	525	382	433	390	445

Optional Spare Parts

Lock	Handle	Gasket
		
44813	196494 (chromed)	44554 (1,7m)

* Available customised solutions (colour or dimensions) upon request and sufficient quantities.

TOP LINE

TOP LINE deck hatch is available in many dimensions and in a variety of colours (white, grey, cream, black). Made of UV-resistant high-grade ASA, in order to provide resistance to damage and chemical solvents. Designed for external use. UV-resistant cover and frame, with a 180° opening door and a durable handle. It is specially designed with a non-skid surface and can be mounted both horizontally and vertically. This hatch is mounted with hidden screws for discrete appearance. EPDM rubber gasket, provides resistance to water. It guarantees easy opening and easy access when needed. Option with lock can be also provided (non ISO). Designed & produced in Italy.

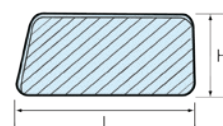
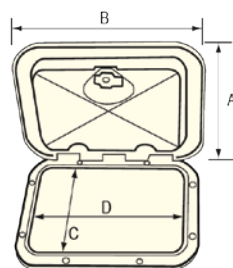
270x375mm

Hatch

UV-resistant high-grade ASA

Code	Model	Colour	Certification
196279	Standard	White	CE ISO 12216
196293		Grey	
196286		Cream	
197267		Black	
NEW 196280	With lock	White	-
196294		Grey	
196287		Cream	

A (mm)	B (mm)	C (mm)	D (mm)	H (mm)	I (mm)
270	375	193	293	200	300


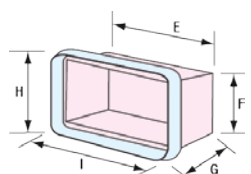
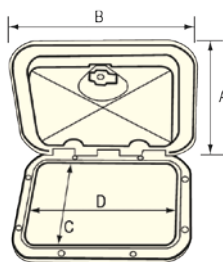


Storage Hatch

UV-resistant high-grade ASA

Code	Model	Colour
196281	Standard	White
196295		Grey
196288		Cream
198055		Black
NEW 196282	With lock	White

A (mm)	B (mm)	C (mm)	D (mm)	E (mm)	F (mm)	G (mm)	H (mm)	I (mm)
270	375	193	293	270	170	160	210	305

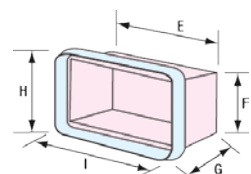
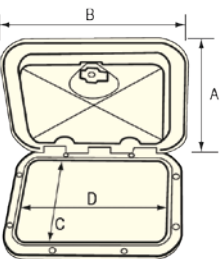


Storage Hatch with Drawers

UV-resistant high-grade ASA

Code	Model	Colour
196283	Standard	White
196297		Grey
196290		Cream
196284	With lock	White

A (mm)	B (mm)	C (mm)	D (mm)	E (mm)	F (mm)	G (mm)	H (mm)	I (mm)
270	375	193	293	270	170	160	210	305



⌘ Available customised solutions (colour or dimensions) upon request and sufficient quantities.

TOP LINE

315x440mm

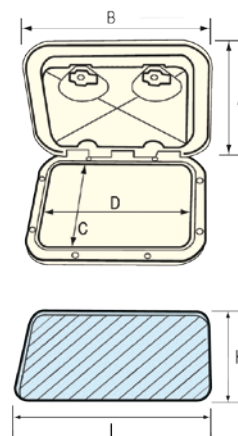


Hatch

UV-resistant high-grade ASA

Code	Model	Colour	Certification
196300	Standard	White	CE ISO 12216
196306		Grey	
196303		Cream	
198017		Black	
NEW 196301	With lock	White	-

A (mm)	B (mm)	C (mm)	D (mm)	H (mm)	I (mm)
315	440	237	357	243	363



353x606mm

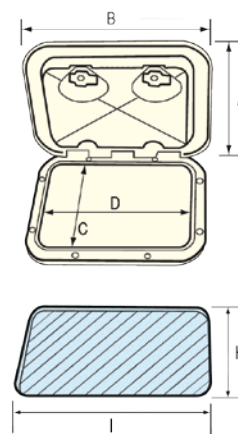


Hatch

UV-resistant high-grade ASA

Code	Model	Colour	Certification
196256	Standard	White	CE ISO 12216
196317		Grey	
196312		Cream	
197294		Black	
NEW 196309	With lock	White	-
196318		Grey	
196313		Cream	

A (mm)	B (mm)	C (mm)	D (mm)	H (mm)	I (mm)
353	606	275	520	283	530

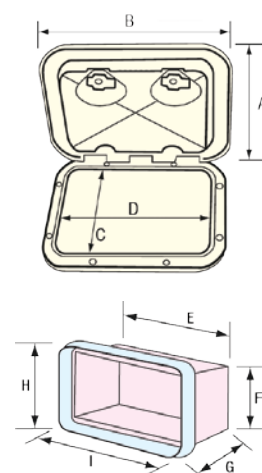


Storage Hatch

UV-resistant high-grade ASA

Code	Model	Colour
196310	Standard	White
196314		Cream
198065		Black
NEW 196311		White
196315	With lock	Cream

A (mm)	B (mm)	C (mm)	D (mm)	E (mm)	F (mm)	G (mm)	H (mm)	I (mm)
353	606	275	520	495	250	325	290	540



Optional Spare Parts for TOP LINE

Lock



44813

Handle



44206 (White)
44207 (Grey)
47738 (Cream)
198133 (Black)

Gasket



44554 (1,7m)

* Available customised solutions (colour or dimensions) upon request and sufficient quantities.

TOP LINE

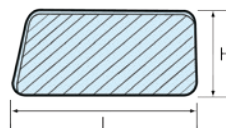
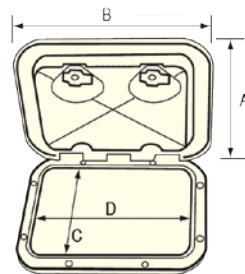
243x607mm

Hatch

UV-resistant high-grade ASA

Code	Model	Colour	Certification
196322	Standard	White	CE ISO 12216
196328		Grey	
196325		Cream	
198020		Black	
NEW			
196323	With lock	White	-

A (mm)	B (mm)	C (mm)	D (mm)	H (mm)	I (mm)
243	607	162	521	173	530

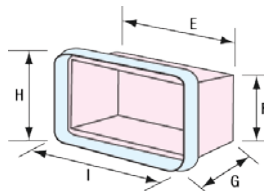
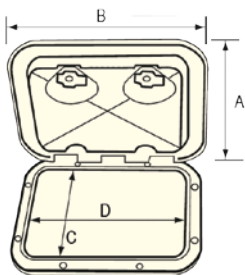


Storage Hatch

UV-resistant high-grade ASA

Code	Model	Colour
196657	Standard	White
196661		Grey
196659		Cream
196658	With lock	White

A (mm)	B (mm)	C (mm)	D (mm)	E (mm)	F (mm)	G (mm)	H (mm)	I (mm)
243	607	162	521	505	151	194	177	535



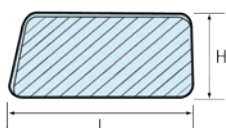
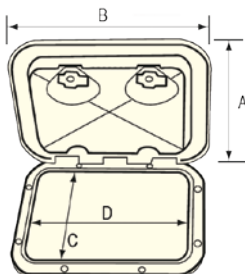
272x657mm

Hatch

UV-resistant high-grade ASA

Code	Model	Colour
198151	Standard	White

A (mm)	B (mm)	C (mm)	D (mm)	H (mm)	I (mm)
272	657	570	192	201	580



⌘ Available customised solutions (colour or dimensions) upon request and sufficient quantities.

TOP LINE

370x375mm

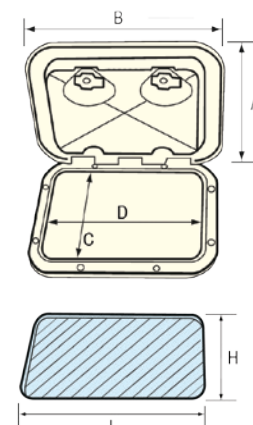


Hatch

UV-resistant high-grade ASA

Code	Model	Colour	Certification
196331	Standard	White	CE ISO 12216
196341		Grey	
196336		Cream	
198018		Black	
NEW 196332	With lock	White	-

A (mm)	B (mm)	C (mm)	D (mm)	H (mm)	I (mm)
370	375	293	293	295	295

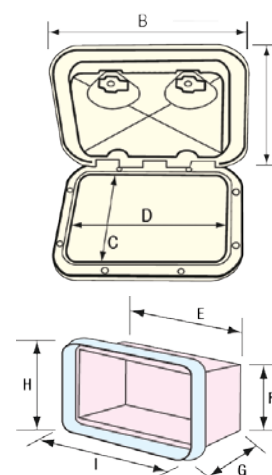


Storage Hatch

UV-resistant high-grade ASA

Code	Model	Colour
196333	Standard	White
196343		Grey
196338		Cream
196334	With lock	White
196344		Grey
196339		Cream

A (mm)	B (mm)	C (mm)	D (mm)	E (mm)	F (mm)	G (mm)	H (mm)	I (mm)
370	375	293	293	308	308	256	305	305



460x525mm

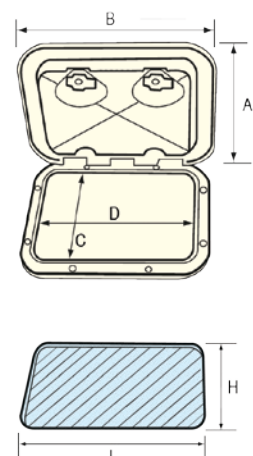


Hatch

UV-resistant high-grade ASA

Code	Model	Colour	Certification
196346	Standard	White	CE ISO 12216
196356		Grey	
196351		Cream	
198019		Black	
NEW 196347	With lock	White	-
196357		Grey	
196352		Cream	

A (mm)	B (mm)	C (mm)	D (mm)	H (mm)	I (mm)
460	525	382	433	390	445



Optional Spare Parts for TOP LINE

Lock	Handle	Gasket
 44813	 44206 (White) 44207 (Grey) 47738 (Cream) 198133 (Black)	 44554 (1,7m)

* Available customised solutions (colour or dimensions) upon request and sufficient quantities.

TOP LINE


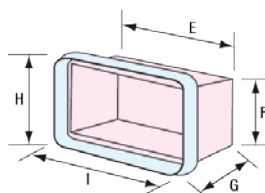
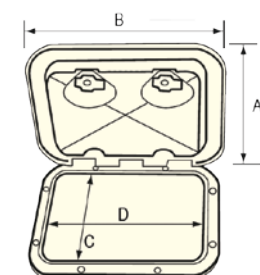
460x525mm

Storage Hatch

UV-resistant high-grade ASA

Code	Model	Colour
196348	Standard	White
198066		Black
NEW 196349	With lock	White

A (mm)	B (mm)	C (mm)	D (mm)	E (mm)	F (mm)	G (mm)	H (mm)	I (mm)
460	525	382	433	410	350	330	395	445



370x390mm

Storage Hatch for Gas Bottle 3kg

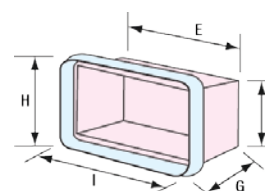
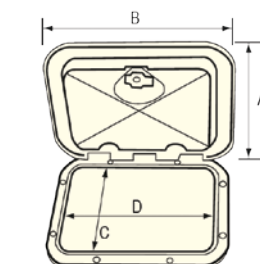
UV-resistant high-grade ASA

Code	Model	Colour
196257	Interrupted gasket	White
196258		Cream
196259	Whole gasket	White

Supplied with fixing strap 43895 for the gas bottle.

43895
Strap (1,3m)

A (mm)	B (mm)	C (mm)	D (mm)	E (mm)	F (mm)	G (mm)	H (mm)	I (mm)
370	390	289	323	330	300	270	305	338

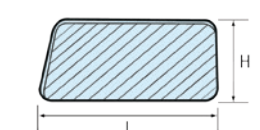
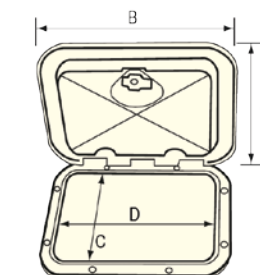
To be installed as per DIR 24/25 EC
ANNEX 1 PAR 5.5

Door for TOP LINE Storage Gas Container

UV-resistant high-grade ASA

Code	Model	Colour
196845	Interrupted gasket	White

A (mm)	B (mm)	C (mm)	D (mm)	H (mm)	I (mm)
370	390	289	323	305	338



* Available customised solutions (colour or dimensions) upon request and sufficient quantities.

Deck Hatches

MID LINE

MID LINE deck hatch is available in many dimensions, in white colour. Made of UV-resistant high-grade ASA, it provides resistance to damage and chemical solvents. Designed for external use. UV-resistant frame and cover with a 180° opening door and two durable handles. It is specially designed with a non-skid surface and can be mounted both horizontally and vertically. This hatch is mounted with hidden screws for discrete appearance. EPDM rubber gasket provides resistance to water. It guarantees easy opening and easy access when needed. Option with lock can be also provided (non ISO). Designed & produced in Italy.

355x600mm


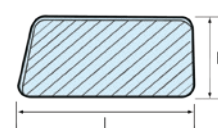
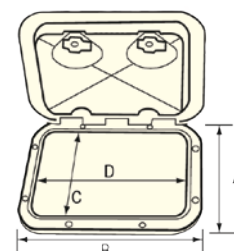


Hatch

UV-resistant high-grade ASA

Code	Model	Colour
196849	Standard	White
196852	With lock	

A (mm)	B (mm)	C (mm)	D (mm)	H (mm)	I (mm)
355	600	250	500	282	529

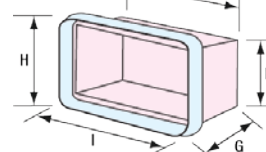
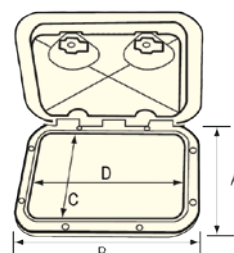


Storage Hatch


UV-resistant high-grade ASA

Code	Model	Colour
196855	Standard	White
196858	With lock	

A (mm)	B (mm)	C (mm)	D (mm)	E (mm)	F (mm)	G (mm)	H (mm)	I (mm)
355	600	250	500	520	280	320	285	535



278x378mm

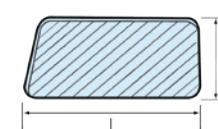
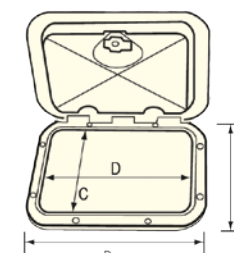


Hatch

UV-resistant high-grade ASA

Code	Model	Colour
196812	Standard	White
196815	With lock	

A (mm)	B (mm)	C (mm)	D (mm)	H (mm)	I (mm)
278	378	175	275	198	296



Optional Spare Parts for TOP LINE

Lock



44813

Handle



44206 (White)
44207 (Grey)
47738 (Cream)
198133 (Black)

Gasket



44554 (1,7m)

* Available customised solutions (colour or dimensions) upon request and sufficient quantities.

MID LINE


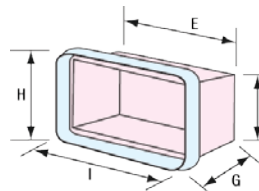
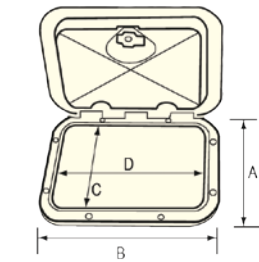
278x378mm

Storage Hatch

UV-resistant high-grade ASA

Code	Model	Colour
196818	Standard	White
196821	With lock	

A (mm)	B (mm)	C (mm)	D (mm)	E (mm)	F (mm)	G (mm)	H (mm)	I (mm)
278	378	175	275	270	170	160	210	305

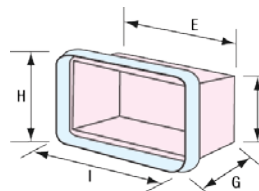
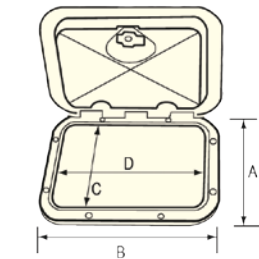


Storage Hatch with Drawers

UV-resistant high-grade ASA

Code	Model	Colour
196824	Standard	White
196827	With lock	

A (mm)	B (mm)	C (mm)	D (mm)	E (mm)	F (mm)	G (mm)	H (mm)	I (mm)
278	378	175	275	270	170	160	210	305



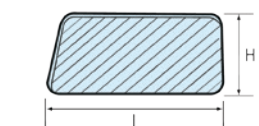
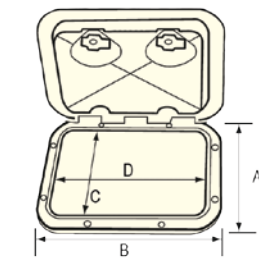
380x380mm

Hatch

UV-resistant high-grade ASA

Code	Model	Colour
196833	Standard	White
196836	With lock	

A (mm)	B (mm)	C (mm)	D (mm)	H (mm)	I (mm)
380	380	275	275	298	298



⌘ Available customised solutions (colour or dimensions) upon request and sufficient quantities.

Deck Hatches

MID LINE

380x380mm

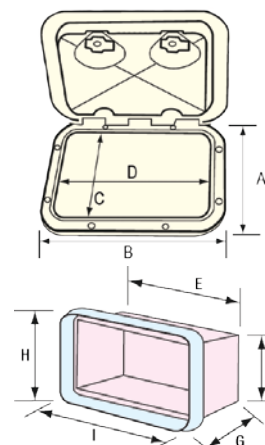


Storage Hatch

UV-resistant high-grade ASA

Code	Model	Colour
196839	Standard	White
196842	With lock	

A (mm)	B (mm)	C (mm)	D (mm)	E (mm)	F (mm)	G (mm)	H (mm)	I (mm)
380	380	275	275	280	280	250	315	315



CLASSIC

CLASSIC LINE deck hatch is available in many dimensions and in a variety of colours (white, grey, cream). Made of UV-resistant high-grade ASA, it provides resistance to damage and chemical solvents. Designed for external use. UV-resistant frame and cover with a 180° opening door and durable handles. It is specially designed with a non-skid surface and can be mounted both horizontally and vertically. EPDM rubber gasket provides resistance to water. It guarantees easy opening and easy access when needed. Option with lock can be also provided. Designed & produced in Italy.

275x375mm

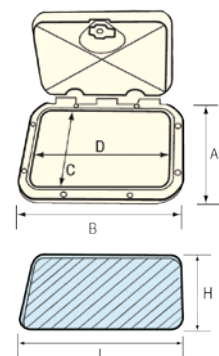


Hatch

UV-resistant high-grade ASA

Code	Model	Colour
196567	Standard	White
196577		Grey
196586		Cream
196569	With lock	White

A (mm)	B (mm)	C (mm)	D (mm)	H (mm)	I (mm)
275	375	180	280	198	298

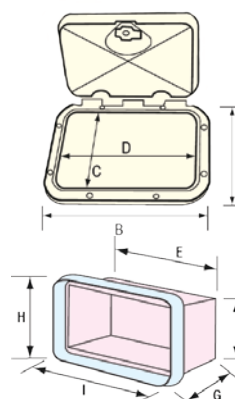


Storage Hatch

UV-resistant high-grade ASA

Code	Model	Colour
196570	Standard	White
196571	With lock	

A (mm)	B (mm)	C (mm)	D (mm)	E (mm)	F (mm)	G (mm)	H (mm)	I (mm)
275	375	180	280	270	170	160	210	305



CLASSIC hatches are supplied with screw hole covers



Optional Spare Parts for MID LINE and CLASSIC

Lock	Handle	Gasket
 44813	 44206 (White) 44207 (Grey) 47738 (Cream)	 44554 (1,7m)

* Available customised solutions (colour or dimensions) upon request and sufficient quantities.

CLASSIC

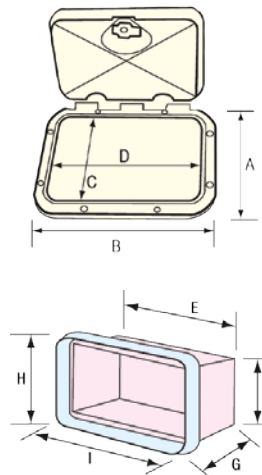
275x375mm

Storage Hatch with Drawers

UV-resistant high-grade ASA

Code	Model	Colour
196572	Standard	White
196573	With lock	

A (mm)	B (mm)	C (mm)	D (mm)	E (mm)	F (mm)	G (mm)	H (mm)	I (mm)
275	375	180	280	270	170	160	210	305

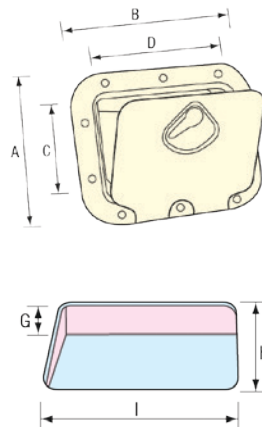


Hatch with Storage Bag

UV-resistant high-grade ASA

Code	Model	Colour
196574	Standard	White
196575	With lock	

A (mm)	B (mm)	C (mm)	D (mm)	G (mm)	H (mm)	I (mm)
275	375	180	280	220	198	298



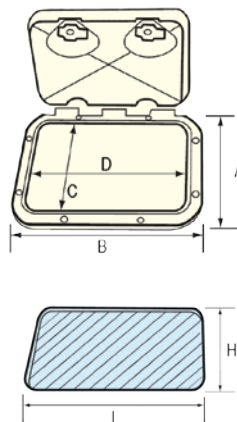
355x600mm

Hatch

UV-resistant high-grade ASA

Code	Model	Colour
196596	Standard	White
196604		Grey
196598	With lock	White

A (mm)	B (mm)	C (mm)	D (mm)	H (mm)	I (mm)
355	600	255	500	275	529



⌘ Available customised solutions (colour or dimensions) upon request and sufficient quantities.

Deck Hatches

CLASSIC

355x600mm

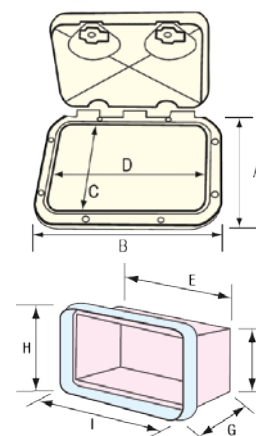


Storage Hatch

UV-resistant high-grade ASA

Code	Model	Colour
196599	Standard	White
196600	With lock	

A (mm)	B (mm)	C (mm)	D (mm)	E (mm)	F (mm)	G (mm)	H (mm)	I (mm)
355	600	255	500	495	245	291	280	535

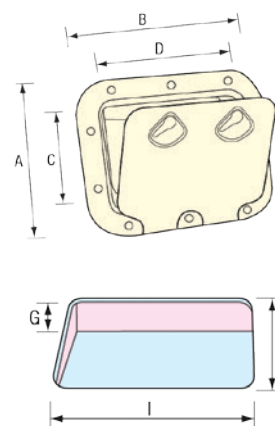


Hatch with Storage Bag

UV-resistant high-grade ASA

Code	Model	Colour
196601	Standard	White
196602	With lock	

A (mm)	B (mm)	C (mm)	D (mm)	G (mm)	H (mm)	I (mm)
355	600	250	500	220	275	524



463x517mm

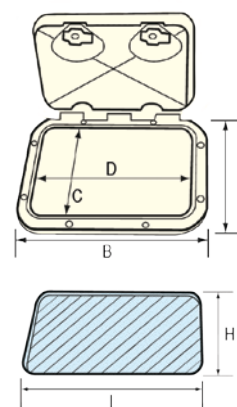


Hatch

UV-resistant high-grade ASA

Code	Model	Colour
196619	Standard	White
196626		Grey
196633		Cream
196620	With lock	White

A (mm)	B (mm)	C (mm)	D (mm)	H (mm)	I (mm)
463	517	362	416	386	442



CLASSIC hatches are supplied with screw hole covers



Optional Spare Parts for CLASSIC

Lock	Handle	Gasket
 44813	 44206 (White) 44207 (Grey) 47738 (Cream)	 44554 (1,7m)

⊛ Available customised solutions (colour or dimensions) upon request and sufficient quantities.

CLASSIC


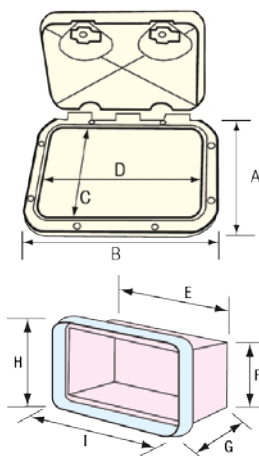
463x517mm

Storage Hatch

UV-resistant high-grade ASA

Code	Model	Colour
196621	Standard	White
196622	With lock	

A (mm)	B (mm)	C (mm)	D (mm)	E (mm)	F (mm)	G (mm)	H (mm)	I (mm)
463	517	362	416	410	350	290	395	445

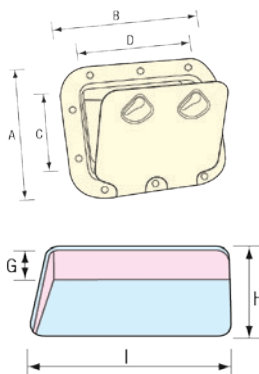


Hatch with Storage Bag

UV-resistant high-grade ASA

Code	Model	Colour
196623	Standard	White
196624	With lock	

A (mm)	B (mm)	C (mm)	D (mm)	G (mm)	H (mm)	I (mm)
463	517	362	416	220	386	442



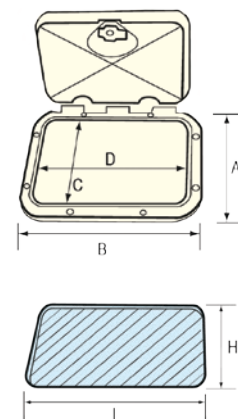
275x375mm

Hatch with Removable Cover

UV-resistant high-grade ASA

Code	Model	Colour
196568	Standard	White




A (mm)	B (mm)	C (mm)	D (mm)	H (mm)	I (mm)
275	375	180	280	198	298



CLASSIC hatches are supplied with screw hole covers



Optional Spare Parts for CLASSIC

Lock	Handle	Gasket
 44813	 44206 (White) 44207 (Grey) / 47738 (Cream) 198133 (Black)	 44554 (1,7m)

* Available customised solutions (colour or dimensions) upon request and sufficient quantities.

Deck Hatches

CLASSIC

355x600mm

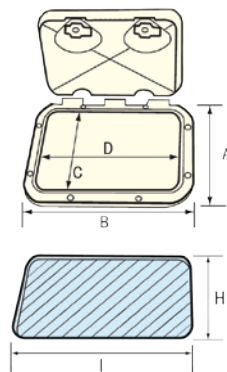
Hatch with Removable Cover

UV-resistant high-grade ASA

Code	Model	Colour
196597	Standard	White
196612		Cream



A (mm)	B (mm)	C (mm)	D (mm)	H (mm)	I (mm)
355	600	259	506	282	530




INDUSTRIAL

Access and Inspection Hatches

The Access and Inspection Hatches are ideal for easily reaching and controlling various areas on board, such as fuel lines, electrical cables, gauges, controls, even the engine. They are specially designed with a non-skid surface and can be mounted both horizontally as well as vertically. All hatches are mounted with hidden screws for discrete appearance. They feature a seal that makes the hatch water-resistant and a 180° opening door, with one or two handles, where you can install a lock. All hatches are made of tough, UV resistant PP (polypropylene), impervious to chemical solvents and are designed for external use.

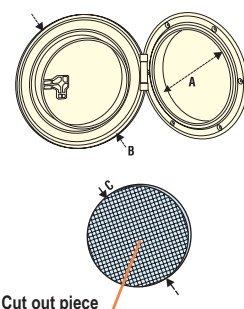
Internal Ø201mm Ø254mm




Inspection Hatch

UV-resistant PP (polypropylene)

Code	Model	Colour	A (mm)	B (mm)	C (mm)
10266	Standard	White	201	280	208
10268		Grey			
10270		White	254	334	260
10272		Grey			



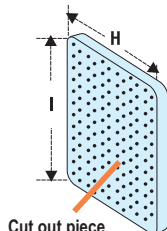
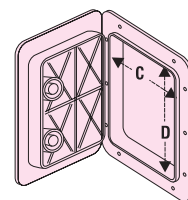
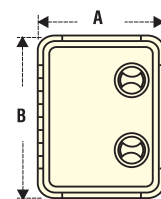
270x370mm 250x598mm 358x600mm 460x511mm





Access and Inspection Hatch

UV-resistant PP (polypropylene)

Code	Model	Colour	A (mm)	B (mm)	C (mm)	D (mm)	H (mm)	I (mm)
10262	Standard	White	270	370	193	293	200	300
10263		Grey						
11103		White	250	598	167	524	173	525
11104		Grey						
10264	Standard	White	358	600	275	520	280	525
10265		Grey						
11101		White	460	511	380	436	386	435
11102		Grey						



Optional Spare Parts for INDUSTRIAL

Lock	Gasket
 44810	 70143 (2m)

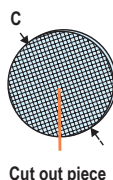
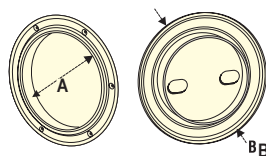
* Available customised solutions (colour or dimensions) upon request and sufficient quantities.

INDUSTRIAL Internal Ø100mm Ø132mm Ø155mm

Inspection Hatch with Detachable Cover

The Inspection Hatch with Detachable Cover is made of tough UV-resistant PP (polypropylene) for extra resistance to the sun, water, salt and detergents containing acetone. It has no hinges, so that you can completely remove the cover. Its opening is easy, since the specially designed thread automatically ejects the cover, once you turn it 90° counter clockwise. Furthermore, it features non-skid surface and hidden screws for smarter appearance.

Code	Colour	A (mm)	B (mm)	C (mm)
11107	White	100	154	113,5
11109		132	181	141
11111		155	210	164



Cut out piece


316x360mm
Access Hatch with Detachable Cover

The Access Hatch with Detachable Cover is made of tough UV-resistant PP (polypropylene), impervious to chemical solvents, and are ideal for both internal and external use. It features a completely detachable door for ease of use, handles, that can be fitted with a lock, and a sealed gasket. The non-skid surface and the hidden screws are additional important features. Available in white and grey colour.

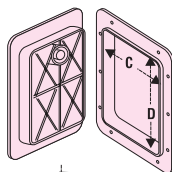
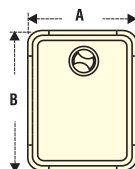
Code	Model	Colour	A (mm)	B (mm)	C (mm)	D (mm)	H (mm)	I (mm)
11105	Standard	White	316	360	226	276	250	300
11106		Grey						

Optional Spare Parts
Lock



44810

Gasket


70143 (2m)



Cut out piece

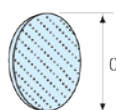
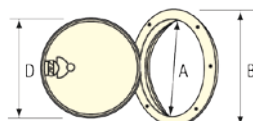

Inspection Hatches
Inspection Hatch

This round Inspection Hatch is made of UV-resistant high-grade ASA in order to provide resistance to damage and chemical solvents. Available in dimensions of Ø185mm and Ø235mm and in a variety of colours (white, grey, cream), this hatch can cover the needs of boats of any size. It has no hinges, so that you can completely remove the cover. Its opening is easy, since the specially designed handle automatically ejects the cover, once you turn it 90° counter clockwise. Furthermore, it features non-skid surface and hidden screws for smarter appearance. Option with lock can be also provided. Designed & produced in Italy.

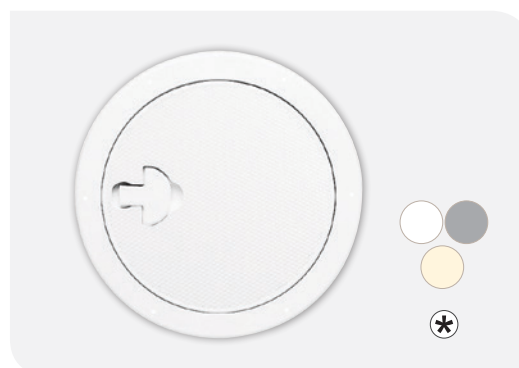
Internal Ø 185mm

Code	Model	Colour
42791	Standard	White
47726		Cream
46580		Grey

A (mm)	B (mm)	C (mm)	D (mm)
185	265	219	205




Cut out piece



⌘ Available customised solutions (colour or dimensions) upon request and sufficient quantities.

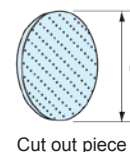
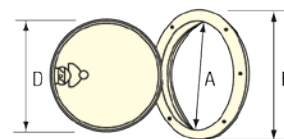
Inspection Hatches

Internal Ø 235mm



Code	Model	Colour
43565	Standard	White
47725		Cream
46579		Grey

A (mm)	B (mm)	C (mm)	D (mm)
235	315	265	250



Cut out piece

306x356mm

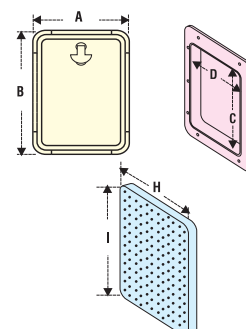
Inspection Hatch with Removable Cover

Made of UV-resistant high-grade ASA, in order to provide resistance to damage and chemical solvents. It is available in dimensions of 306 x 356mm and 380 x 380mm, in two colours (white and grey). Designed for external use. UV-resistant cover and frame, with removable cover for ease of use and a "T" shaped handle. It is specially designed with a non-skid surface and can be mounted both horizontally and vertically. EPDM rubber gasket provides resistance to water. It guarantees easy opening and easy access when needed. Option with lock can be also provided. Designed & produced in Italy.




Code	Model	Colour
45163	Standard	White
45164		Grey
45166	With lock	White

A (mm)	B (mm)	C (mm)	D (mm)	H (mm)	I (mm)
306	356	246	296	255	302



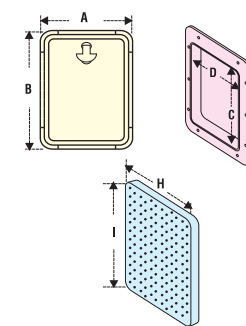
Cut out piece

380x380mm



Code	Model	Colour
45175	Standard	White
45176		Grey
45178	With lock	White

A (mm)	B (mm)	C (mm)	D (mm)	H (mm)	I (mm)
380	380	316	316	325	325



Cut out piece

Optional Spare Parts for Inspection Hatches

Lock	Handle	Gasket
 44810	 44197 (White) 44198 (Grey) 47737 (Cream)	 44554 (1,7m) for round hatches 44556 (1,5m) for rectangular hatches

⌘ Available customised solutions (colour or dimensions) upon request and sufficient quantities.

Inspection Hatch

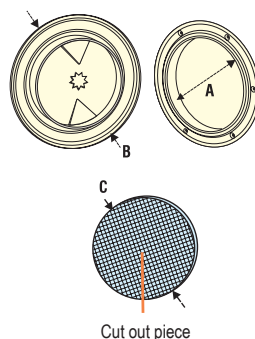
This hatch is available in three dimensions and in white colour. It is made of UV-resistant high-grade ASA in order to provide resistance to damage and chemical solvents. It has no hinges, so that you can completely remove the cover. Its opening is easy, since the specially designed thread automatically ejects the cover, once you turn it 360° counter clockwise. Furthermore, it features non-skid surface and hidden screws for smarter appearance. Designed & produced in Italy.

Code	Colour	Certification	A (mm)	B (mm)	C (mm)
195380	White	CE ISO 12216	100	139	114
195381			125	164	139
195382			150	205	165

Optional Spare Key



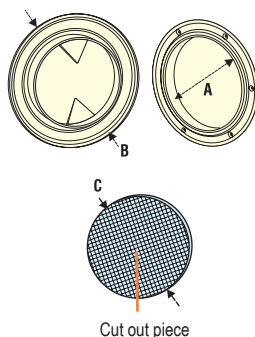
196053



Inspection Hatch

Made of UV-resistant high-grade ASA in order to provide resistance to damage and chemical solvents. Available in many dimensions and in a variety of colours (white, grey, cream). It features a self-centering thread with an O-ring to prevent the water inflow. Designed & produced in Italy.

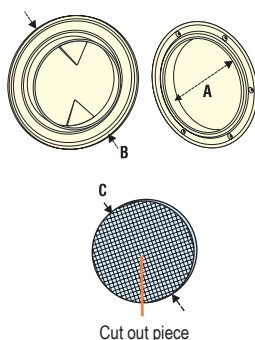
Code	Colour	A (mm)	B (mm)	C (mm)
196434	White	108	162	120
196439	Cream	108	162	120
196441	Grey	108	162	120
196443	White	133	187	145
196448	Cream	133	187	145
196450	Grey	133	187	145
196452	White	168	222	180
196457	Cream	168	222	180
196459	Grey	168	222	180



Inspection Hatch with Pressure Lock

The Inspection Hatch with Pressure Lock is made of UV-resistant high-grade ASA in order to provide resistance to damage and chemical solvents. Available in three dimensions and in white colour. It has no hinges, so that you can completely remove the cover. Its opening is easy, since it is specially designed to open and close by pushing the cover in and out. Furthermore, it features non-skid surface and hidden screws for smarter appearance. Designed & produced in Italy.

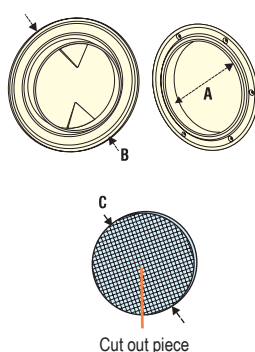
Code	Colour	A (mm)	B (mm)	C (mm)
196437	White	108	162	120
196446		133	187	145
196455		168	222	180



Inspection Hatch with Removable Bag

Made of UV-resistant high-grade ASA in order to provide resistance to damage and chemical solvents. Available in three dimensions and in white colour. It has no hinges, so that you can completely remove the cover. This inspection round hatch includes also a removable bag, with a ring to secure it in place. The bag is ideal for storing your personal items on board. Its opening is easy, since the specially designed thread automatically ejects the cover, once you turn it 360° counter clockwise and can be sealed. Furthermore, it features non-skid surface and hidden screws for smarter appearance. Designed & produced in Italy.

Code	Colour	A (mm)	B (mm)	C (mm)
196435	White	108	162	120
196444		133	187	145
196453		168	222	180



⌘ Available customised solutions (colour or dimensions) upon request and sufficient quantities.

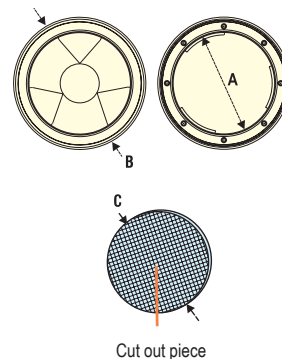
Inspection Hatches



Inspection Hatch

This Inspection Hatch is made of UV-resistant high-grade ASA in order to provide resistance to damage and chemical solvents. Available in many dimensions and a variety of colours (white, cream, black). It has no hinges, so that you can completely remove the cover. Its opening is easy, since the specially designed thread automatically ejects the cover, once you turn it 60° counter clockwise and can be sealed with an O-ring that makes the hatch water resistant. Furthermore, it features non-skid surface and hidden screws for smarter appearance. Designed & produced in Italy.

Code	Colour	A (mm)	B (mm)	C (mm)
43909	White	104	143	115
43918		130	170	142
43927		155	200	168
43910	Black	104	143	115
43919		130	170	142
43928		155	200	168
47731	Cream	104	143	115
47732		130	170	142
47733		155	200	168



Storage Hatches



Utility Storage Hatch with Lid

Available in dimensions of 104 x 235 x 165 mm, in white colour. It is ideal for storing objects and as a result expanding the spare space needed on deck. Made of UV-resistant high-grade ASA, it provides resistance to damage and chemical solvents. Designed for external use. UV-resistant frame and cover with a 180° opening lid. It is specially designed with a non-skid surface and can be mounted both horizontally and vertically. This hatch is mounted with hidden screws for discrete appearance. EPDM rubber gasket provides resistance to water. It guarantees easy opening and easy access when needed. Designed & produced in Italy.

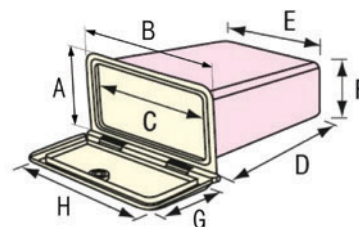
Code	Model	Colour	A (mm)	B (mm)	C (mm)	D (mm)	E (mm)	F (mm)	G (mm)	H (mm)
196376	Standard	White	104	235	205	165	208	81	120	246

Optional Spare Parts

Gasket



44558 (1,56m)



Utility Storage Hatch, Oval, with Lid

This hatch is available in dimensions of 111,5 x 177,5 x 73,5 mm, in oval shape and in white colour. It is ideal for storing objects and as a result expanding the spare space on deck needed. Made of UV-resistant high-grade ASA, it provides resistance to damage and chemical solvents. Designed for external use. UV-resistant frame and cover with a 180° opening lid. It is specially designed with a non-skid surface and can be mounted both horizontally and vertically. This hatch is mounted with hidden screws for discrete appearance. EPDM rubber gasket provides resistance to water. It guarantees easy opening and easy access when needed. Designed & produced in Italy.

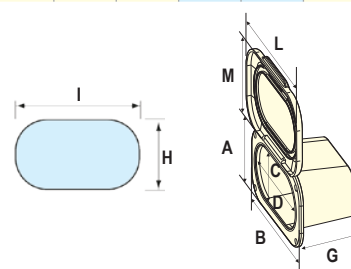
Code	Model	Colour	A (mm)	B (mm)	C (mm)	D (mm)	G (mm)	H (mm)	I (mm)	L (mm)	M (mm)
196805	Standard	White	99	170	70	138	73,5	75	145,5	177,5	111,5

Optional Spare Parts

Gasket



44554 (1,7m)



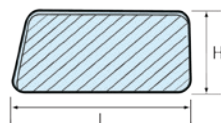
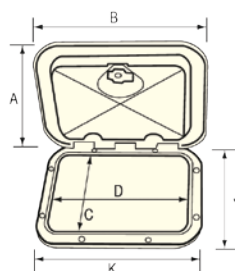
⊛ Available customised solutions (colour or dimensions) upon request and sufficient quantities.

Hatch for VHF/RadioCD

Available in dimensions of 180 x 285 mm, in white colour, ideal for housing your VHF/RadioCD. Made of UV-resistant high-grade ASA, it provides resistance to damage and chemical solvents. Designed for external use. UV-resistant frame and cover with a 150° opening door and a durable handle. It is specially designed with a non-skid surface and can be mounted both horizontally and vertically. This hatch is mounted with hidden screws for discrete appearance. EPDM rubber gasket provides resistance to water. It guarantees easy opening and easy access when needed. Option with lock can be also provided. Designed & produced in Italy.

Code	Model	Colour
196361	Standard	White
196362	With lock	
196366	Standard	Cream

A (mm)	B (mm)	C (mm)	D (mm)	H (mm)	I (mm)	J (mm)	K (mm)
180	285	108	226	130	250	160	279

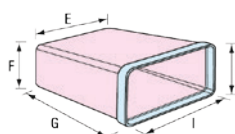
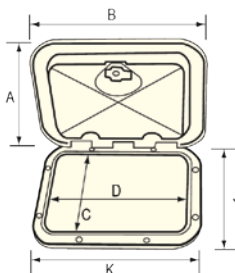


Storage Hatch for VHF/RadioCD

Available in dimensions of 180 x 285 x 255 mm and in white colour, ideal for storing your VHF/RadioCD. Made of UV-resistant high-grade ASA, it provides resistance to damage and chemical solvents. Designed for external use. UV-resistant cover, frame and container with a 150° opening door and a durable handle. It is specially designed with a non-skid surface and can be mounted both horizontally and vertically. This hatch is mounted with hidden screws for discrete appearance. EPDM rubber gasket provides resistance to water. It guarantees easy opening and easy access when needed. Option with lock can be also provided. Designed & produced in Italy.

Code	Model	Colour
196363	Standard	White
196364	With lock	

A (mm)	B (mm)	C (mm)	D (mm)	E (mm)	F (mm)	G (mm)	H (mm)	I (mm)	J (mm)	K (mm)
180	285	108	226	250	115	255	130	250	160	279

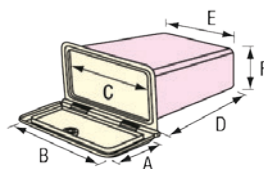


Storage Hatch for VHF/General Use with Chromed Handle

Available in dimensions of 174 x 292 x 250 mm and in white colour, ideal for storing your VHF or for general use. Made of UV-resistant high-grade ASA, it provides resistance to damage and chemical solvents. Designed for external use. UV-resistant cover, frame and container with a 150° opening door and a chromed durable handle. It is specially designed with a non-skid surface and can be mounted both horizontally and vertically. This hatch is mounted with hidden screws for discrete appearance. EPDM rubber gasket provides resistance to water. It guarantees easy opening and easy access when needed. Option with lock can be also provided. Designed & produced in Italy.

Code	Model	Colour
195548	Standard	White
195555	With lock	

A (mm)	B (mm)	C (mm)	D (mm)	E (mm)	F (mm)
174	292	238	250	236	113



* Available customised solutions (colour or dimensions) upon request and sufficient quantities.

Optional Spare Parts



Lock

44810




Gasket

44556 (1,5m) for VHF/RadioCD
44554 (1,7m) for VHF/General Use



Nuova Rade

Marine - Plastics Technology Experts



DECK EQUIPMENT

NEW

PRODUCTS



page 71



page 73



page 74



page 80



page 81

- Tables & Pedestals
- Insect Screens
- Utility & Storage Hatches
- Electric Equipment Cases
- Marine Horns

- Marine Stereo Speakers
- Lights
- Fastening Accessories
- Optimist Equipment
- Sail & Bimini-Top Equipment

- Air Pumps & Accessories
- Transom Pads
- Steering Wheels & Equipment
- Handrails & Footrest
- Ladders


Table Top

A very practical solution for dining on deck, when combined with the table bottom plate and the table pedestal. Available in three shapes (round, oval and rectangular), in white colour. The codes 197241 and 197292 are made of white ASA, impervious to UV light and chemical solvents. The codes 47087 and 49722 are made of polyethylene. The codes 197241 & 197292 are available with two glass holders.




Code	Colour	Model	Material	Dimensions (mm)		Thickness (mm)
49722	White	Rectangular	Polyethylene	Length 700mm	Width 500mm	30
47087		Diameter Ø 600mm				
197241*		Round	White ASA, impervious to UV and chemical solvents	Diameter Ø 610mm		40
197292*		Oval		Lenath 760mm	Width 450mm	


*with 2 glass holders




Code 43263
Table Top Plate
Ø190mm-H.55mm,
White



Code 196163
Table Bottom Plate
Deck mounted,
Ø190mm-H.55mm,
White



Code 197291
Table Bottom Plate
Flush mounted,
Aluminium,
Ø150mm-H.9,5mm



Code 43261
Table Bottom Plate
Flush mounted,
Ø190mm-H.10mm,
White

Compatibility Chart

Description	Code	Table Top			
		197241	197292	49722	47087
Top Plate	43263	Yes	Yes	No	No
Bottom Plate	Deck Mounted 196163				
	Flush Mounted 197291	Yes	Yes	Yes	Yes
	Mounted 43261				
Pedestals	Fixed 44048	Yes	Yes	Yes*	Yes*
	44049				
	44060				
	Telescopic 44058				

*Screws directly on table top

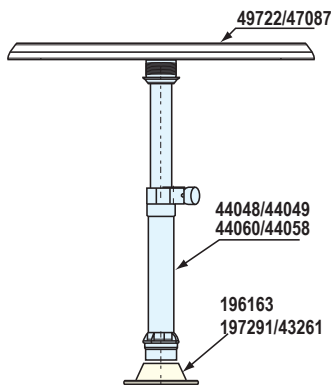
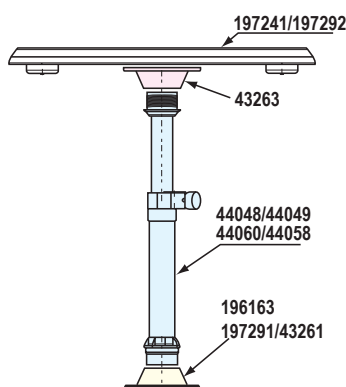
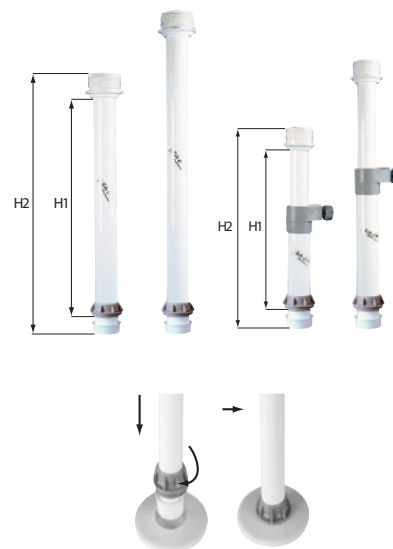


Table Pedestal

Code	Description	Tube Ø (mm)	Height H1 (mm)	Height H2 (mm)
44048	Fixed tube	60	530	610
44049	White enamelled aluminium		690	770
44060	Telescopic tube		300 / 520	380 / 600
44058	White enamelled aluminium		400 / 730	480 / 810



Clips for Table Pedestals
Set (2 pcs)

Code 197289

Insect Screens

Hatch Insect Screen

Premium quality net that protects against all kinds of insects, while the hatch is open. Installation is fast and easy. The boat hatch insect screen is designed to be hand-thrown over your boat hatch. No velcro, strings or frame needed, which allows you to open or close the hatch from inside. A convenient storage bag allows easy storage. The hatch insect screen comes in three different dimensions so as to cover a wide range of available hatches in the market.

Code	Dimensions (mm)			Applicable to Hatches with maximum dimensions
	Length	Width	Height	
70983	540	540	350	540x540mm
70984	650	650	420	650x650mm
70985	750	750	515	750x750mm



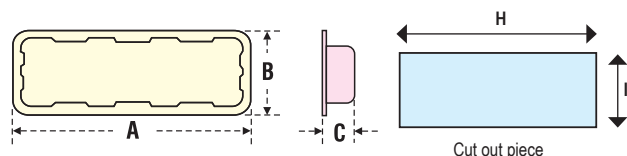
Utility & Storage Hatches

Storage Case, Flush mounted

High-quality storage case ideal for storing your items when on board. Saves a lot of space on deck, since your belongings are organised in one place. Optionally, it can be fitted with single or full cover to protect the contents from spray. Can be placed vertically or horizontally on any flat surface and can be easily mounted by using silicone or polyurethane construction adhesive. On the rear side of the cases, drilling points are marked, in case screws are required. Made of highly resistant plastic material, while the optional covers are made of tinted see-through acrylic (PMMA) for durability and visibility. Available in different dimensions and in white colour.




Code	A (mm)	B (mm)	C (mm)	H (mm)	I (mm)
11464	428	184	112,5	385	140
11459	545	245	121	485	193
11454	692	394	132	597	300



Storage Case Cover

Made of tinted see-through acrylic (PMMA) for durability and visibility.



Code	Length (mm)	Width (mm)	Thickness (mm)
11466	385	68	4
11458	304	304	5

Choosing the right Cover for your Storage Case (Optional)

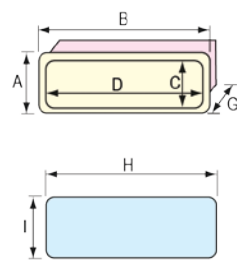
Storage Cases Codes	Storage Cases Covers Codes	
	Single Fixed	Horizontal Full Sliding
11454	-	11458
11464	11466	-

Utility Storage Case, Side mounted



Code	Colour	Description
196671	White	Right
196773		Left
196673		Right with glass holder
196775		Left with glass holder

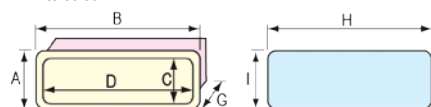
A (mm)	B (mm)	C (mm)	D (mm)	G (mm)	H (mm)	I (mm)
266	561	195	475	125	496	200



Utility Storage Case, 1/2 Open



Ideal for storing your items when on board, saving a lot of space, since your belongings are organised in one place. It is 1/2 open and has a protective plastic barrier on the bottom, protecting your materials from sliding. Can be placed horizontally on any flat surface and can be easily mounted by using silicone or polyurethane construction adhesive. Drilling points are marked, in case screws are required. Made of highly resistant plastic material, in rectangular shape. Available in 420x170 mm and in white colour.



Code	Colour	A (mm)	B (mm)	C (mm)	D (mm)	G (mm)	H (mm)	I (mm)
45344	White	170	420	120	370	100	380	130

Handle-Sunglasses Holder



It keeps your sunglasses safe providing easy storage and access. Can be placed horizontally on any flat surface and can be easily mounted by using silicone or polyurethane construction adhesive. Drilling points are marked, in case screws are required. Made of highly resistant plastic material, in rectangular shape. Available in 175x85 mm and in white colour.

Code	Colour	Length (mm)	Height (mm)
44535	White	175	85

Store-All Case with Net and Plastic Frame



It is ideal for organising all your belongings when on board with the help of a flexible holding net. Made of UV-resistant plastic, it provides resistance to damage and chemical solvents. Can be easily installed on your boat either with screws or with a sticker (supplied), appropriate for inflatable and rigid boats. Available in white colour.

Code	Colour	Thickness (mm)	Height (mm)	Width (mm)
11900	White	20	120	205
11901		10		

Store-All Isotherm Cover for Drinks



Whether you like your coffee to stay hot in the winter or your refreshments cold in the summer, this cover is a 'must-have' for you. It is manufactured in such a way that your beverage will be at the same temperature (hot or cold) longer than it would be without. It has been designed to easily cover most common cans or cups. It can be fitted in the various Store-All drink holders (94144-5, 94161, 99232).

Code	Colour	Int. Diameter (mm)	Ext. Diameter (mm)	Height (mm)
99828	Blue	65	81	100

Store-All Drink Holder



This compact and convenient cockpit saver keeps your drinks up and out of the way. You can place it on any smooth surface, by using the support base (99824-7) on the back or bottom of the holder. Available in white and graphite colour.

Lower Int. Diameter: 90mm
Upper Int. Diameter: 93mm

Code	Colour	Length (mm)	Height (mm)	Width (mm)
94161	White	110	100	110
99232	Graphite			

Store-All VHF/FRS Case



With the VHF/FRS case you can keep your communication devices safe and within easy reach. Due to its small size, it can even fit close to the helm of the smallest boat. In order to mount the case, you can place the support base (99824-7- not included) either on the back or on the bottom of the case. The case is available in white and graphite colour.

Code	Colour	Length (mm)	Height (mm)	Width (mm)
94152	White	135	115	80

Utility & Storage Hatches

Store-All Galley Case



This handy case is suitable for keeping your sponges, brushes, sun-block or any small object organised. It is easily mounted using the special support base for cases (99824-7 – not included), which can be placed on the wall, on the console or on the rails. It is available in white colour.

Code	Colour	Length (mm)	Height (mm)	Width (mm)
94160	White	190	100	113

Store-All GPS/Cell Phone Case



Ideal for storing most hand-held GPS and mobile phones. It can be placed vertically or horizontally on any flat surface, by using the support base for rails and surfaces (99824-7), which allows you to remove the case easily and fast. Available in white colour.

Code	Colour	Length (mm)	Height (mm)	Width (mm)
94150	White	185	105	90

Store-All Organiser & Drink Holder



The perfect gadget, if there are no storage cases for small objects on board. It features drink holder and a case to hold sunglasses, sunblock etc. It is easily mounted either vertically or on a flat surface, using the support base for rails or level surfaces (99824-7), which allows you to remove the Organizer anytime. Available in white colour.

Code	Colour	Length (mm)	Height (mm)	Width (mm)
94144	White	265	100	110


Store-All Folding Drink Holder



Ideal for small boats or areas with very limited space. Its folding feature allows you to completely retract it when you do not use it. It features adjustable arms to hold cans and mugs and also screws for permanent mounting. This drink holder can be also mounted on the rails or against any surface, using the relevant support base (99824-7), which allows you to remove the holder when not in use. Available in white and graphite colour.

Code	Colour	Height (mm)	Width (mm)	Length (mm)
96866	White	110	105	100
99230	Graphite			


Store-All Folding Helm Organiser



When space is very limited on the deck and you have no room to leave small objects like sunglasses, keys or your drink, then all you need is this organiser. Its mechanism allows you to use it only when needed and fold it when you do not. It features a drink holder and Inox screws for permanent mounting. However, you can also mount it using the support base (99824 - 5), which allows you to completely remove the organiser anytime. Available in white and graphite colour.

Code	Colour	Length (mm)	Height (mm)	Width (mm)
96865	White	258	110	105
98591	Graphite			

Store-All Trash Bag Holder



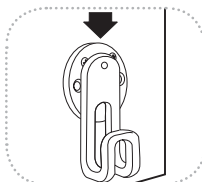
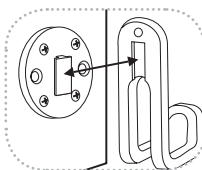
Keep your cockpit and cabin tidy and clean. This holder can be easily mounted on any flat and even surface, with the use of the support base for rails or level surfaces (99824-7), so that you can store it easily and quickly. Its cover prevents the contents from falling out of the bag. You may use common supermarket bags or kitchen trash bags. Available in white colour.

Code	Colour	Length (mm)	Height (mm)	Width (mm)
94146	White	280	65	137

Fixed Mount Support Base for Store-All Case

This support base allows you to mount the Store-All cases semi-permanently. All you have to do is to mount the support base on the surface you want and then slide the case in. When you do not want to use the case, just remove it. The support base will remain on the surface until the next time you need it. Available in white and graphite colour.


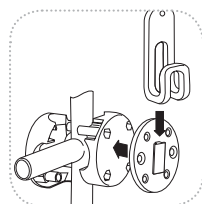
Code	Colour	Diameter (mm)	Thickness (mm)
99827	White	60	9
99826	Graphite		



Store-All Utility Hook, Set of 2 pcs

Ideal for multiple uses on board. You can place it on a flat surface of your boat and use it to tie lines, hang clothing or towels, etc. It is available in a pack of two, in white and graphite colour.

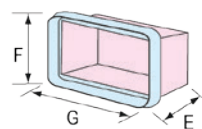
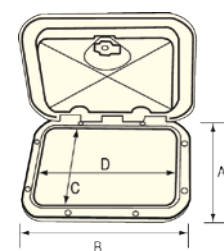
Code	Colour	Length (mm)	Height (mm)	Width (mm)
94126	White	25	75	30
99231	Graphite			



Rail Support Base for Store-All Cases

This support base allows you to mount semi-permanently the Store-All cases on the rails. All you have to do is mount the support base on the rails and then slide the case in. When you do not want to use the case, just remove it. The support base will remain on the surface for as long as you want it. Available in white and graphite colour.

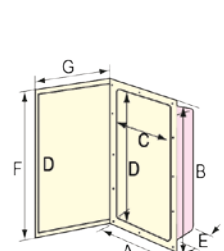
Code	Colour	Diameter (mm)	Width (mm)
99825	White	60	45
99824	Graphite		



Case for Electrical Control Panel, with Lid

It is ideal for storing the boat's electrical control panel. Made of UV-resistant high-grade ASA, it provides resistance to damage and chemical solvents. Preferably designed for internal use. UV-resistant cover, frame and container with a 150° opening door and a durable handle. It is specially designed with a non-skid surface and can be mounted vertically. This case is mounted with hidden screws for discrete appearance. EPDM rubber gasket provides resistance to water. It guarantees easy opening and easy access when needed.

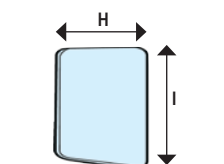
Code	Colour	A (mm)	B (mm)	C (mm)	D (mm)	E (mm)	F (mm)	G (mm)
196663	White	275	375	180	280	75	200	300



Case for Toilet Paper with Door

High quality Case for Toilet Paper with Door, ideal for every sailboat's or yacht's toilet. Available in dimensions of 160 x 160mm and in white colour, this case can cover the needs of boats of any size. It is made of white ASA in order to provide resistance to damage and chemical solvents. Designed for internal use. It is ideal for storing your toilet paper, using its holder (195258). Contains a 180° opening door. This case is mounted with hidden screws for discrete appearance.

Code	Colour	A (mm)	B (mm)	C (mm)	D (mm)	E (mm)	F (mm)	G (mm)	H (mm)	I (mm)
195263	White	160	160	118	128	118	167	162	125	135



Holder for Toilet Paper
To be used with toilet paper dispenser 195263.
White ASA, UV resistant.

Code 195258

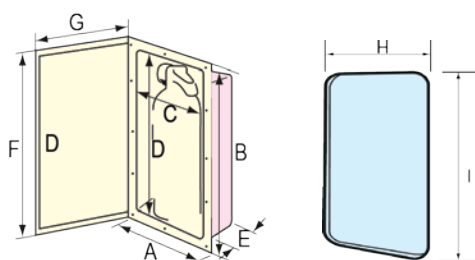
Utility & Storage Hatches

Storage Case for Fire Extinguisher

Allows safe and protected storage of a fire extinguisher in the cockpit or dashboard. This product is impervious to harsh weather, watertight and offers easy and safe access during emergency situations. A well-made product that offers very precise lid/door closure. Made of UV-resistant white ASA. The elimination of metal reduces the chance of personal injuries. No sharp corners. No glass to shatter.

Code	Fire Extinguisher Capacity (kg)	Door	Colour
196461	1	Yes	White
196666		Transparent	
50006		No	
196465	2	Yes	
196675		Transparent	
50010		No	

Fire Extinguisher Capacity (kg)	A (mm)	B (mm)	C (mm)	D (mm)	E (mm)	F (mm)	G (mm)	H (mm)	I (mm)
1	174	424	120	370	105	434	196	124	374
2	204	474	150	415	120	484	226	154	424

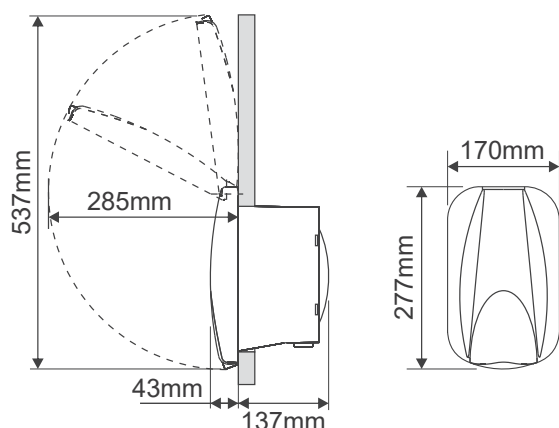


Electric Equipment Cases

Case for Electric Power Shore Center

Ideal for controlling high current devices such as winches, capstans, and other equipment. Features an ASA outer case that makes it impervious to hydrocarbons and temperature fluctuations. It has a hinged cover that is resistant to shocks and UV-rays. Pre-wired for easy installation to the boat's network. Comes with a bi-polar residual circuit breaker and LED indicator when switched on. With European plug. Maximum Voltage of 220V.

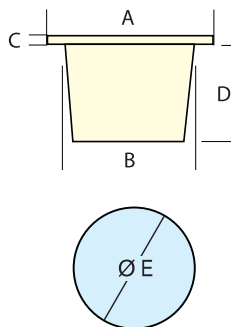
Code	Colour	Voltage (V)	Current (A)
53249	White	220w	16
53250			32



Case for Battery Switch with Watertight Lid

It has a UV-resistant outer case made of ASA in order to store the battery and protect it from external factors. Watertight gasket is included.

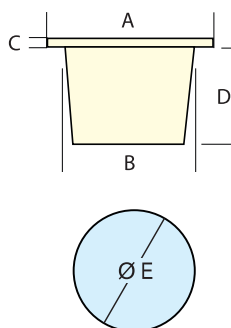
Code	Colour	A (mm)	Ø B (mm)	C (mm)	D (mm)	Ø E (mm)
196383	White	95	68	5	72	68
196387	Cream					



Case with Battery Switch, with Watertight Lid

It has an integrated battery switch and a case to protect it from external factors. Made of ASA. Watertight gasket included.

Code	Colour	Capacity	A (mm)	Ø B (mm)	C (mm)	D (mm)	Ø E (mm)
196384	White	100 A (500 A for 10 sec. max)	95	68	5	72	68
196385		250 A (1000 A for 10 sec. max)					
196388	Cream	100 A (500 A for 10 sec. max)	95	68	5	72	68
196389		250 A (1000 A for 10 sec. max)					



Battery Switch

Ideal for controlling high current devices such as winches, capstans, and other equipment. Contains a removable blue key that ensures security.

Code	Max. Current	Shape
99558	100A	Round
195051	250A	
74578	100A	Square
90165	250A	



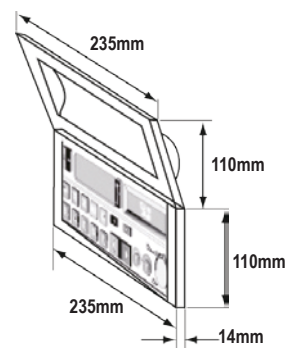
Electric Equipment Cases



Case Cover for Radio/CD

Ideal for storing your radio/CD player. It is suitable for all the Radio/CD player 1 DIN (180mm x 50mm) models of the market. Available in dimensions of 110x235mm and in white and smoked transparent colour.

Code	Colour
50281	White
195265	Smoked transparent, mat



Universal Case Cover for Radio/CD

Ideal for protecting the Radio/CD player of your boat. It is suitable for all 1 DIN (180mm x 50mm) units of the market. Contains a curved, transparent cover case Available in dimensions of 110x235mm and in smoked transparent colour.

Code	Colour
196069	Smoked transparent, clear

Marine Horns



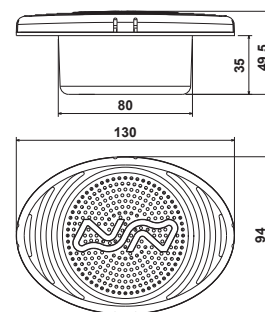
NEW

Flush mount Electric Horn

It features loud sound and tone, perfect for marine signaling. Ideal for small boats, featuring a very easy installation, with removable front panel, and a perfect fit for installation on steering wheel consoles.

Code	Sound Intensity (dB)	Fundamental Frequency (Hz)	Maximum Amp. draw (A)	Voltage (V)
74305	>100	400	1,5	12

- Electromagnetic type
- Material: White ASA, UV-resistant
- Water-resistant
- Dimensions: 130 x 94 x 49,5 mm
- Drilling Hole: Ø 80mm



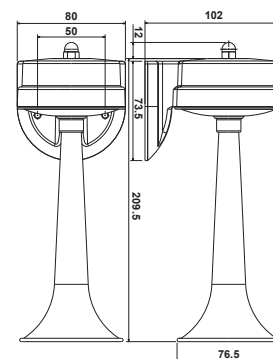
NEW

Trumpet Electric Horn

It features loud sound and tone, perfect for marine signaling. Ideal for small boats, having easy installation. Available in two colours (white & chrome).

Code	Sound Intensity (dB)	Colour	Fundamental Frequency (Hz)	Maximum Amp. draw (A)	Voltage (V)
74306	>100	White	350	1,5	12
74308		Chrome plated			

- Electromagnetic type
- High sound output
- Material: ASA, white or chrome plated, UV-resistant
- Water-resistant
- Dimensions: 102 x 223 x 80 mm

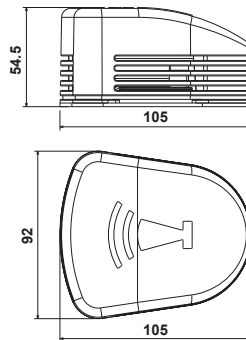


Compact Electric Horn

It features loud sound and tone, perfect for marine signaling. Ideal for small & medium boats, with easy installation and modern shape. Available in two colours (white & chrome).

Code	Sound Intensity (dB)	Colour	Fundamental Frequency (Hz)	Maximum Amp. draw (A)	Voltage (V)
74307	>100	White	400	1,5	12
74309		Chrome plated			

- Electromagnetic type
- Material: ASA, white or chrome plated, UV-resistant
- Water-resistant
- Dimensions: 105 x 92 x 54.5 mm



NEW

Marine Stereo Speakers

Two-way Speakers, 100W, 6 1/2", Non-magnetic, with Clip-on Cover, White, Set

Ideal for use in boats, the Two-way Speakers are waterproof and corrosion-resistant while they can be hosed down when the boat is being cleaned. Having non-magnetic design, they don't disturb instruments or compasses and their ASA cover provides improved endurance in both sea and sun exposure. They also feature waterproof and corrosion-resistant mica injection cone with TPU edge and corrosion-resistant silicone coated terminal wire. Can be mounted either horizontally or vertically. Suitable for indoor and outdoor use. Available in white colour. CE approved.

Technical Specifications

- Impedance: 4 Ohm
- Sensitivity: 90 dB
- Frequency Response 60-18000 Hz
- Max Power 100W (per pair)
- RMS Power 80W (per pair)

Mounting Dimensions

Depth: 64mm,
Hole diameter: 136mm
Magnet: 350g (8oz + 4.3oz)

Code 74576

*Available in various colours upon request & sufficient quantities.



NEW

2 Way Speaker Set

With Nuova Rade Speakers installed in your boat, you can relax or party with your friends - listening to your favourite music. Ideal for use in boats, since they are water and corrosion proof. The 2-way speakers may be mounted both indoors and outdoors.

Code	Diameter (in)	Max. Power (W)	Colour
31302	5 1/4"	80	White
31303	6 1/2"	100	

Technical Specifications

31302 • 5 1/4" 2 Way Speaker Set 80W

- Impedance: 4 Ohm
- Sensitivity: 88dB
- Frequency Response: 80-18000 Hz
- Max. Power: 80W (per pair)
- RMS Power: 70W (per pair)
- Material: UV-stabilised ABS
- Dimensions: 5.25"(133,4mm)

Mounting Dimensions

Depth: 53mm,
Hole: 115mm
Magnet: 238g (5.4oz + 3oz)

31303 • 6 1/2" 2 Way Speaker Set 100W

- Impedance: 4 Ohm
- Sensitivity: 90dB
- Frequency Response: 60-18000 Hz
- Max. Power: 100W (per pair)
- RMS Power: 80W (per pair)
- Material: UV-stabilised ABS
- Dimensions: 6.5"(165mm)

Mounting Dimensions

Depth: 64mm,
Hole: 136mm
Magnet: 411g (8oz + 6.5oz)



Lights



CE

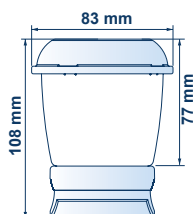
RoHS

NEW

Code 198137



3000K



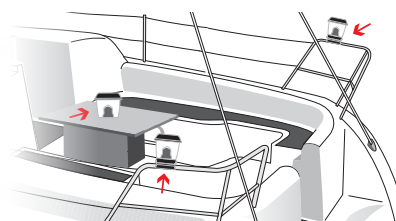
Solar Powered Marine Light

- The light is detachable from its base (for winter storage, reading, dining)
- Can be combined with Nuova Rade Antenna Rail Mounts
- IP65
- Italian design
- Solar panel with high charging capacity
- Rechargeable battery of 800mAh capacity to ensure operation of more than 10 hours
- Three powerful LEDs provide all around luminosity of 1,2 cd to be also used as anchor indicating light



Easy Installation

Permanent rail mounting base suitable for 19 mm - 25 mm boat rails



Fastening Accessories

Polyamide Hinges



16672



16673



16674



43680



43683



43647



43686



43653



43659



43668



43674



43662

Code	Colour	Description	Pin	L (mm)	H (mm)	Thickness (mm)	Opens Through	Material
16672	Black	Rectangular	Inox	30	60	-	255 ^o	Polyamide
16673	Black			60	40		230 ^o	
16674	Black			40	75			
43679	White	Round		70	40	4.5	270 ^o	
43680	Black	Semi Oval		90				
43682	White							
43683	Black							
43685	White							
43686	Black	Double Oval		100				
43667	White							
43668	Black							
43673	White							
43674	Black	135						
43646	White							
43647	Black	Hexagonal		63	60			
43652	White			95				
43653	Black							
43658	White	Offset		80				
43659	Black			100				
43661	White							
43662	Black							

Plastic Support Clips

Screwed



Code	Colour	Diameter (mm)
45191	White	15
45192	Black	
45197	White	
45198	Black	
45203	White	25
45204	Black	
45209	White	30
45210	Black	
45215	White	35
45216	Black	
45235	White	40
45236	Black	
45241	White	45
45242	Black	



Code	Colour	Diameter (mm)
16702	Black	16
16705		19
16703		25
16704		30
16707		50

Adjustable



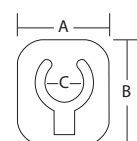
Code	Colour	Diameter (mm)
45229	White	25/32 mm
45230	Black	

Double, Adjustable



Code	Colour	Diameter (mm)
45217	Black	18/25

Folding, Set



Code	A (mm)	B (mm)	Ø C (mm)	Colour
196072	72	82	30	White

Finger Flush Pull Handle

Made of plastic.



Code	Colour	Dimensions (mm)	Finger Hole Ø (mm)
44227	White	57 x 57	44 mm
47752	Cream		



Shackle

Sail slide hank, suitable to attach to sail sliders. Made of plastic.

Code	Colour	Diameter Ø (mm)	Safe Working Load (kg)
16764	White	6	80

Antenna Rails Mount, 1 Adjustment Knob

This ratchet mount is made of reinforced nylon and it is installed on rails of 19,1 up to 25,4mm diameter. The ratchet mount includes a single knob, so that you can adjust the horizontal position of the antenna manually. It is available in white colour.



Code	Colour
98698	White



Four Way Antenna Ratchet Mount, Single Knob

This ratchet mount antenna is made of reinforced nylon and is installed on the deck or bulkhead of your boat. It has one knob, which moves horizontally and it locks manually at the position of your preference. It is available in white colour.

Code	Colour
98687	White

Four Way Antenna Ratchet Mount, Two Knobs

This ratchet mount antenna is made of reinforced nylon and can be fixed to the deck or bulkhead of your boat. Its two knobs allow you to adjust the antenna in several positions either vertically or horizontally. Set the antenna at the position of your preference and lock its knobs manually. A special rift on the top of the antenna is appropriate for coaxial and GPS cables. It is available in white colour.



Code	Colour
99657	White



Antenna Rails Mount, 2 Adjustment Knobs

This rail mount is made of reinforced nylon and is fixed to fit on rails of 19,1-25,4mm diameter. It has two adjustable knobs with which you achieve complete horizontal and vertical motion of the antenna. Two nuts on the side of the mount allow you to lock the position of the antenna. It has a special rift to hold coaxial and GPS cables.

Code	Colour
70144	White

Fastening Accessories



Fixed Antenna Mount

Made of reinforced nylon.

Code	Colour	Diameter Ø (mm)	Height (mm)
98692	White	70	41



Antenna Mount

Made of reinforced nylon.

Code	Colour	Diameter Ø (mm)	Height (mm)
99740	White	70	100



Bracket for VHF Microphone

Code	Colour	Length (mm)	Width (mm)	Height (mm)
44532	White	35	35	8
44533	Black			



Antenna Mount for Rail Ø 19-25mm

Made of reinforced nylon.


Code	Colour	Height (mm)
99660	White	65



Antenna Bracket for Rail Ø18-27mm

Made of plastic.

Code	Colour
43257	White



Door Fastener

Made of nylon plastic.

Code	Colour	Dimensions (mm)
43791	Black	22 x 32
13872	White	



Anti-rattle Barrel Bolt

Made of plastic.

Code	Colour	Dimensions (mm)
43851	White	(25+60) x 30 x 13



43226

43230

43232

43225

43237

Flagstaff

Code	Description	Length (mm)	Colour
43226	With 2 bases: 1 vertical & 1 horizontal	290	Black
43230	With 2 bases: 1 vertical & 1 horizontal	390	Black
43232	With rubber base	395	Black
43225	Screw-type, tilted	300	Black
43224			Grey
43237	Ø 92 mm Rubber Base. Compatible with models 43224, 43225, 43226, 43230. Suction cup fastening device	-	Black

Optimist Equipment



Deck Collar for Optimist

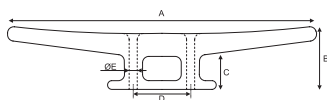
Code	Diameter Ø (mm)
70139	57



Urethane UNIVERSAL Joint Suits

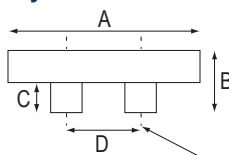
Code	
95854	

Cleat, Polyamide



Code	Colour	A (mm)	B (mm)	C (mm)	D (mm)	E (mm)
43377	White	60	14	9	19	Ø 3
43378	Black					
43380	White	80	16	9	21	Ø 4
43381	Black					
43383	White	107,5	22	16	29	Ø 5
43384	Black					
43386	White	142	29	20	34	Ø 6
43387	Black					
43389	White	176	35	23,5	43	Ø 7
43390	Black					
43392	White	209	45	29	54	Ø 8,5
43393	Black					

Jib Sheet Cleat, Polyamide



Code 16681

A (mm)	B (mm)	C (mm)	D (mm)	E (mm)
150	24	14	35	6


Fairleads



16684



16685 - 16686



16681



44426-7

Code	Ø Max. Rope (mm)	Overall Dimensions Width x Height (mm)	Hole Spacing (mm)	Colour
16684	18	65x28	45	Black
16685	13	41x26	30	
16686	17	55x30	40	
16681	7	35x15	19	
44427	10	40x17	28	
44426	10	40x17		White

Fairlead Handed Polyamide, Black (pair - left, right)



Code	Dimensions (mm)
44417	110x20
44420	160x25

Snap Hook, Polyamide

Suitable for lightweight use only



Code	Model	Colour	For Shock Cord Ø (mm)	Length (mm)	Ø Eye (mm)
44028	With eye	White	4	42	10
44029		Black			
44034		White	6	49	12
44035		Black			
44040		White	8	58	14
44041		Black			
44046		White	10	68	14
44047		Black			



16795

43977

44023

43994-5

Code	Model	Colour	For Shock Cord Ø (mm)	Length (mm)	Ø Eye (mm)
16795	With eye	Black	8	55	15
44022		White			
44023		Black	6	40	9
43994		White			
43995		Black		38	
43977	Standard	Black	5	48	-



Hook for Inflatable Boat Cover

Rope or shock cord Ø8 mm max.

Code	Colour	Length (mm)	Height (mm)
28112	Black		
44015	White	40	40
44016	Grey		

Sail & Bimini-Top Equipment



Hook Spinnaker Small

Code	Colour	For Rope Ø	Length (mm)	Width Between Holes (mm)
16679	Black	Sheet 6 mm max	55	42



Hook Multi-Purpose Small

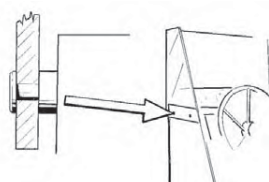
Code	Colour	For Rope Ø	Length (mm)	Width Between Holes (mm)
43982	White	Rope 6 mm max.	30	20
43983	Black	Shock cord 8/10 mm max.		

Set of 3



Windshield Spacer & Screw Cap

Code	Colour	Description
43835	White	Spacer Overall Ø 20mm Overall Height 10mm
43836	Black	Hole Ø 7mm



Hook Multi-Purpose Small

Code	Colour	For Rope Ø	Length (mm)	Width Between Holes (mm)
16680	Black	Rope or shock cord 4 mm max.	30	20



Hook Multi-Purpose Small

Code	Colour	For Rope Ø	Length (mm)	Width Between Holes (mm)
43988	White	Rope 4 mm max.	40	30
43989	Black	Shock cord 6/8 mm max.		

Washer only



Washer for Screw, Plastic

Code	Colour	Diameter Ø (mm)
44977	White	3,5
44983		4,5
44989		5,5
44978	Black	3,5
44984		4,5
44990		5,5



Twist Stud & Clinch Plate


Code	Colour	Diameter Ø (mm)	Dimensions (mm)
45358	Black	29	35x17



Thimbles

Code	Rope Ø (mm)	Material
16946	3	Nylon PA
44592	4	
44594	5	
44596	6	
24134	7	
44598	8	
44600	10	
44602	12	
29372	14	
44605	16	
44607	18	
44609	20	
44611	22	
44613	24	

Washer with screw cap*



Cap & Washer for Screw, Plastic

Code	Colour	Diameter Ø (mm)
44916	Black	3,5
44914	White	
44923	White	4,8
44925	Black	4

*screw not included



Mounting Fitting, Bimini-Top Frame, Eye End

Code	Colour	For Tube Ø (mm)
43091	Black	20
43090	White	
43103	Black	22
43102	White	



T-Fitting for Rails, Black

Code	Model	For Tube Ø (mm)
44051	T 90°	22
44052	T 60°	



Mounting Fitting, Bimini-Top Frame, Clamp-on

Code	Colour	For tube Ø (mm)
43088	Black	20
43087	White	
43100	Black	22
43099	White	



Mounting Fitting, Bimini-Top Frame, 1-Wing

Code	Colour	For tube Ø (mm)
43085	Black	20
43084	White	
43097	Black	22
43096	White	



Mounting Fitting, Bimini-Top Frame, 2-Wings

Code	Colour	For tube Ø (mm)
43082	Black	20
43081	White	
43094	Black	22
43093	White	



Rectangular Socket, for Tube Ø22mm

Made of plastic.

Code	Colour	Base Dimensions	Diameter (mm)	Model
43246	Black	74x39x38 mm	22	90°
43247		89x39x44 mm		60°



Mounting Clip 10mm for Bimini-Top, Ø25mm Tube

Code	Colour
35002	Black
43105	White

Buckles



43872



43871



43858



43866



43857

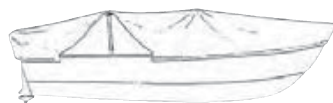
Code	Colour	Material	For Webbing (mm)	Width (mm)	Length (mm)
43871	White	Plastic	25	34	55
43872	Black				
43865	White		25	34	55
43866	Black				
43858	Black	Inox	50	62	84
43857	-		50	54	74



Boat Cover Support, Telescopic, Aluminium

Ideal for wintering to prevent the accumulation of water on the cover in case of rain.

Code	Height (mm)
43213	From 665 to 1020
27497	From 865 to 1510
43214	From 1255 to 2020



Clevis Fork for Bimini Top

Code	Description
43066	for Bimini Tops Socket 43107, White
43067	for Bimini Tops Socket 43108, Black



Bottom Socket for Bimini Top

Code	Colour
43107	White
43108	Black



Suction Disc

Code	Description
43233	Grey suction disc Ø 92 mm
43234	Black suction disc Ø 92 mm

Air Pumps & Accessories



NEW



Electric Double Action Air Pump

- Lightweight & comfortable grip
- Quiet operation
- Suitable for inflatable boats, air mattresses, pool floats etc.
- Ability of inflation & deflation

Code	Input	Output	Maximum pressure	Function
198136	100-240 V AC 50/60 Hz or DC 12 V	400 lt/ min	40 mbar (0,55 psi)	Inflate / Deflate



Equipped with
3 size nozzles

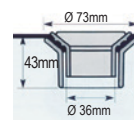


Comes with
European charger



Ability to connect to a cigarette
lighter plug (1.25 m cable)

Inflating Valve Standard



Code	Colour
98788	Black
98966	Grey

Inflating Adaptor for Valve



Code 98970

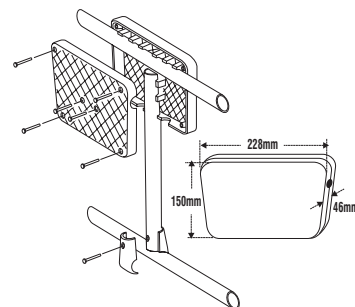
Transom Pads




Motor Bracket, Rail Mounted

Ideal for permanently mounting your outboard on the stern rail instead of having to remove it when not in use. Made of rigid, non-slip UV resistant plastic, the bracket provides a secure and stable mount for your auxiliary outboard engine. Designed to fit 25mm diameter rails.

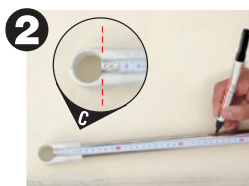
Code	Colour
10319	White



Motor Bracket, Rail Mounted




Place one part of the bracket on the upper rail and measure the distance between the points shown at pictures A & B.



Starting from the point shown on picture C, mark the measurement taken at the previous step and cut the remaining piece (use a cloth, so as not to damage the tube).



Screw the tube to the lower rail.



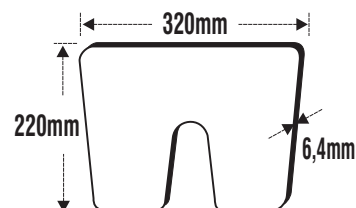
Mount one part of the bracket on the upper rail and the tube. Fit the other part and secure with the screws supplied.



Transom Pad

It offers protection against outboard clamp damage for most sizes of transoms. This pad is made of rigid UV stabilized polypropylene, with a non-slip surface for secure engine mounting.

Code	Colour
10314	White
72032	Grey
72033	Black



Transom Pad



Code	Colour	Length (mm)	Height (mm)	Thickness (mm)
45343	Black	230	86	7
45341	White			
45342	Grey			
45339	Black	270	98	8
45337	White			
45338	Grey			

Transom Pad



Code	Colour	Length (mm)	Height (mm)	Thickness (mm)
45331	Black	300	220	7
45329	White			
45330	Grey			
45335	Black	450	360	7
45333	White			
45334	Grey			

Transom Pad with Cleft



Code	Colour	Length (mm)	Height (mm)	Thickness (mm)
45327	Black	450	360	6,5
45324	White			
45326	Grey			

Transom Pad



NEW

Code	Colour	Length (mm)	Height (mm)	Thickness (mm)
74445	Black	300	120	10
74446	Grey			


Transom Pad



NEW

Code	Colour	Length (mm)	Height (mm)	Thickness (mm)
74443	Black	270	180	10
74444	Grey			

Transom Pad Tilted



Code	Colour	Length (mm)	Height (mm)	Thickness (mm)
195139	Black	450	360	5-19
195136	White			
195138	Grey			

Transom Pad, Reinforced



Rigid non-slip plastic. Prevents outboard clamps from damaging the transom.

Code	Dimensions (mm)	Thickness (mm)
16943	250 x 90	10

Steering Wheels & Equipment

Classic Steering Wheel, Ø 350mm

Steering wheel "Classic" is made of polypropylene with 350mm diameter, while the diameter of the wheel's hole is 37mm. It has an ergonomic design and will fit very simply into most boats. You have the choice to customise the logo label on the centre of the steering wheel, by adding the customised PVC sticker.

Code	Colour
70001	Black
70132	White



Steering Wheels & Equipment

Cable Boot, Adjustable with Screwed Ring




Code	Colour	Cut-out Ø (mm)	Overall Ø (mm)	Height (mm)
43756	Black	85	105	68
43754	White			

Cable Boot with Screwed Ring



Code	Colour	Cut-out Ø (mm)	Overall Ø (mm)	Height (mm)
31523	Black	120	150	110
43145	White			
31525	Black	55	105	65
43139	White			

Cable Boot Splitited with Screwed Ring



Code	Colour	Cut-out Ø (mm)	Overall Ø (mm)	Height (mm)
43155	Black	105	115	52

Cable Boot, Double with Screwed Ring



Code	Colour	Cut-out Ø (mm)	Overall Ø (mm)	Height (mm)
43133	Black	59	89	15

Cable Boot with Screwed Ring



Code	Colour	Cut-out Ø (mm)	Overall Ø (mm)	Height (mm)
43168	Black	60	108	140

Cable Boot with Plastic, Embedded Ring



Code	Colour	Cut-out Ø (mm)	Overall Ø (mm)	Height (mm)
43137	Black	59	89	105

Cable Boot, Flush mounted



Code	Colour	Cut-out Ø (mm)	Overall Ø (mm)	Height (mm)
43160	Black	50	70	60
43159	Grey			
43158	White			




Code	Colour	Cut-out Ø (mm)	Overall Ø (mm)	Height (mm)
31521	Black	69	103	109
43162	White			
43163	Grey			



Code	Colour	Cut-out Ø (mm)	Overall Ø (mm)	Height (mm)
43167	Black	76	115	140
43165	White			
43166	Grey			

Handrails & Footrest

Handrail, Inox



Code	Length (mm)	Diameter Ø (mm)
44209	475	22
44210	625	

Footrest, Inox



Code	Dimensions (mm)	Diameter Ø (mm)
44213	440x120	22

Inox Ladder

It ensures a safe boarding and disembarking while it is made of 25mm marine grade stainless steel tubing, with black non-slip plastic steps. Ladders come complete with stand offs and one pair of keyhole plates with backing pads, and is suitable for most hulls hooks fold flat for out of the way storage.



Code	Steps	Height (mm)	Width (mm)	Weight (gr)
50053	3	830	350	1920
50054	4	1130		2200
50055	5	1360		2900

Aluminium Ladder

Made of 25mm marine grade anodised aluminium tubing, with non-slip highly resistant plastic steps. Ladders come complete with two stand-off feet to suit the contours of most hulls. Hooks fold flat for out-of-the way storage.



Code	Steps	Height (mm)	Width (mm)	Weight (gr)
50032	2	550	350	950
50033	3	830		1200
50034	4	1100		1550
50035	5	1360		1800


Rope Ladder

Rope Ladders guarantee easy storage and can come in handy as an easy solution. Made of polyester rope and durable PP plastic steps. As the ladder secures around any cleat on deck, no permanent mounting is needed.



Code	Steps	Height (mm)	Width (mm)	Weight (gr)
50042	2	620	350	250
50043	3	800		400
50044	4	1020		500

Step for Aluminium & Inox Ladder




Code	Colour
50160	White

Step for Aluminium & Inox Ladder



Code	Colour
50170	Black

Step for Rope Ladder

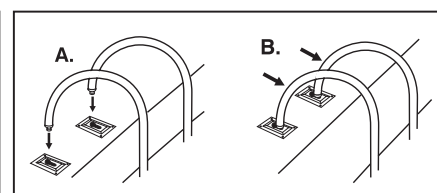
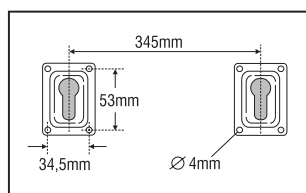


Code	Colour
50150	White

Key Hole Plate for Ladders



Code 00636

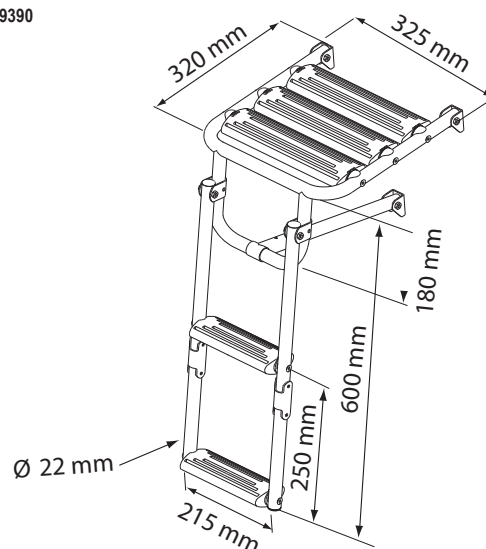




Platform Ladder, Inox 316, with 2 Plastic Steps

It ensures a safe boarding and disembarking of the boat while it has 2 Plastic Steps. Nuova Rade Platform Ladder has a platform on the upper side with two wide anti-slip steps, that provide comfort and steadlines steps. Made of Inox 316, it guarantees easy and perfect fit on the boat. A perfectly practical addition to any boat.

Code 29390



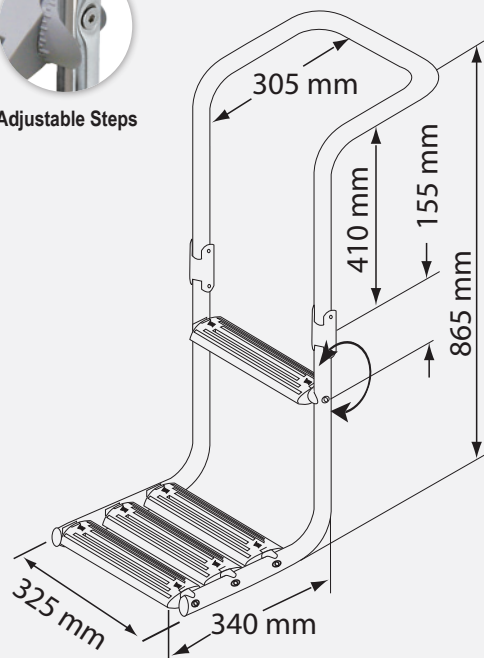
Immersed Platform Ladder, Inox 316

It ensures a safe boarding and disembarking of the boat while it has a platform on the below part with one wide anti-slip steps, that provides comfort and steadlines step. It guarantees easy and perfect fit on the boat. Made of Inox 316. A perfectly practical addition to any boat.

Code 29181



Adjustable Steps



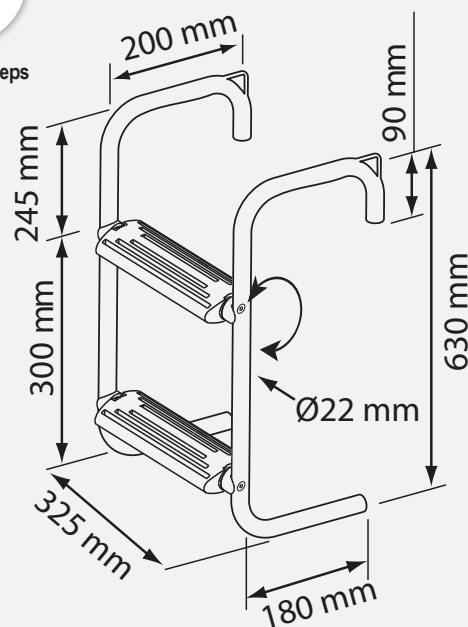
Raft Ladder, 2 Steps, Inox 316

It ensures a safe boarding and disembarking of the boat while it has a frame that can be adapted perfectly on your raft for an easy access. Made of Inox 316, Nuova Rade Raft Ladder guarantees easy and perfect fit on the boat. It contains a variety of two antislip steps. A perfectly practical addition to any boat.

Code 55706



Adjustable Steps





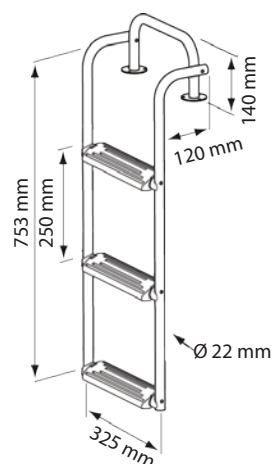
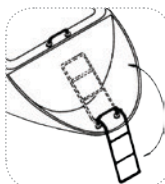
Bow Ladder, 3 Steps, Inox 316

Made of Inox 316, Nuova Rade Bow Ladder guarantees easy and perfect fit on the boat. It ensures a safe boarding and disembarking of the boat while it has a foldable mechanism that allows to fold in 90° or 180° to save space on board. It contains three grey non-slip plastic steps. Available in 753x325mm dimensions. A perfectly practical addition to any boat.

Code 55694



Adjustable Steps



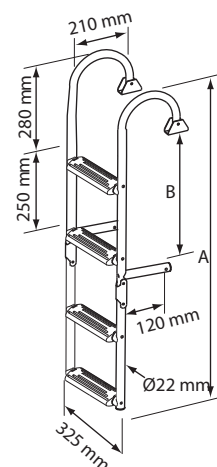
Foldable Ladder, Inox 316, 180°

It ensures a safe boarding and disembarking of the boat while it has a foldable mechanism that allows to fold in 180° to save space on board. Made of Inox 316, Nuova Rade Foldable Ladder guarantees easy and perfect fit on the boat. It contains a variety of grey antislip steps. You can choose the one that covers totally your needs as, it is available in four different dimensions. A perfectly practical addition to any boat.

Code	A (mm)	B (mm)	Steps
55695	1050	405	2 + 2
55696	1300	655	3 + 2
55697		405	2 + 3
55698	1550	655	3 + 3



Adjustable Steps



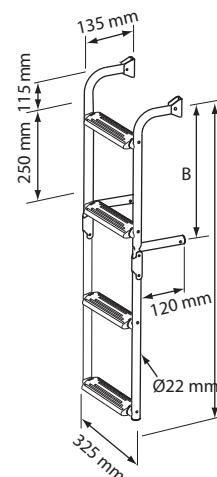
Foldable Ladder, Inox 316, 90°

Made of Inox 316, Nuova Rade Foldable Ladder guarantees easy and perfect fit on the boat. It ensures a safe boarding and disembarking of the boat while it has a foldable mechanism that allows to fold in 90° to save space on board. It contains a variety of grey antislip steps. You can choose the one that covers totally your needs as, it is available in five different dimensions. A perfectly practical addition to any boat.

Code	A (mm)	B (mm)	Steps
55699	650	140	1 + 2
55700	900	390	2 + 2
55701	1150	640	3 + 2
55702		390	2 + 3
55703	1400	690	3 + 3



Adjustable Steps

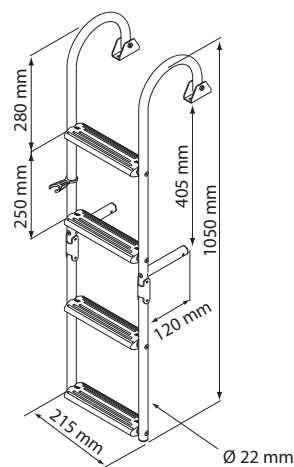




Foldable Ladder for Narrow Transom, 2+2 Steps, Inox 316, 180°

It ensures a safe boarding and disembarking of the boat while it has a foldable mechanism that allows to fold in 180° to save space on board. Made of Inox 316, Nuova Rade Foldable Ladder for narrow transom guarantees easy and perfect fit on the boat. It contains 2 fixed and 2 mobile antislip steps, so you can adjust it according to your needs leaving more or less space between. A perfectly practical addition to any boat with narrow transom.

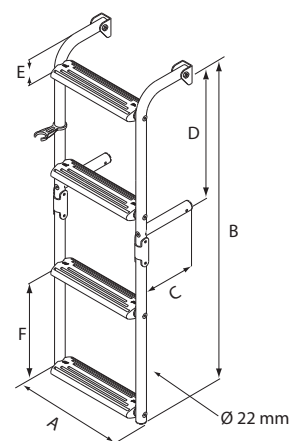
Code 30535



Foldable Ladder for Narrow Transom, Inox 316, 90°

Made of Inox 316, Nuova Rade Foldable Ladder for narrow transom guarantees easy and perfect fit on the boat. It ensures a safe boarding and disembarking of the boat while it has a foldable mechanism that allows to fold in 90° to save space on board. It contains 2 or 1 fixed and 2 mobile antislip steps, so you can adjust it according to your needs leaving more or less space between. You can choose the one that covers totally your needs as, it is available in two different dimensions. A perfectly practical addition to any boat with narrow transom.

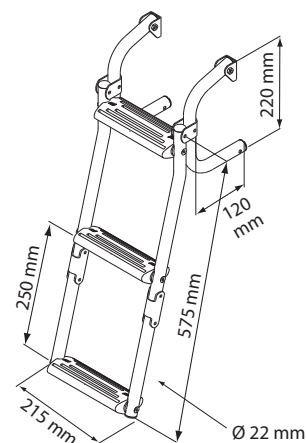
Code	A (mm)	B (mm)	C (mm)	D (mm)	E (mm)	F (mm)	Steps
30536	215	835	120	370	70	250	2 + 2
36275	215	705	120	205	160	250	1 + 2



Foldable Ladder for Narrow Transom, 2+1 Steps, Inox 316

Designed and produced in Italy, Nuova Rade high quality Foldable Ladder is the ideal one for a boat with narrow transom. It ensures a safe boarding and disembarking of the boat while it has a foldable mechanism that allows to fold in order to save space on board. Made of Inox 316, Nuova Rade Foldable Ladder for narrow transom guarantees easy and perfect fit on the boat. It contains 2 fixed and 1 mobile antislip steps, so you can adjust it according to your needs leaving more or less space between. A perfectly practical addition to any boat with narrow transom.

Code 29398



Fixing Plate for Ladder, Inox



Code 27073

Ladder Support Base, Long



Code 12587

Kit for Adjustable Steps, 2 pcs



Code 30537

Hinge for Folding Ladder



Code	Diameter (mm)
02439	22

Connection Ladder without Base



Code	Diameter (mm)
02442	22

Connection Ladder, T Shape



Code	Diameter (mm)
02443	22

Ladder Support Base, Narrow




Code 29999

Round Base, 90°, Inox 316



Code	Diameter (mm)	Base Diameter (mm)
70616	22	54

Add on Step, Inox 316



Code 12572

Ladder Step with Fitting, Grey, Set



Code	Length (mm)	For tube Ø (mm)
15684	180	22
15680	260	



Nuova Rade

Marine - Plastics Technology Experts



MOORING

PRODUCTS



page 90



page 92



NEW

page 93



NEW

page 93



page 97

- Marking Buoys
- Mooring Buoys

- Mussel Farming Buoys
- Surface Floats
- Mooring - Fendering Accessories


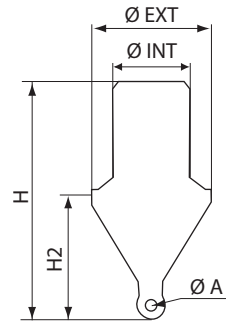
- Paddles & Hooks
- Paddle & Hook Accessories

Marking Buoys

Made of rigid plastic. A metal eyelet reinforces the ring. Available in two filling options: empty or foam filled. Designed & produced in Italy.

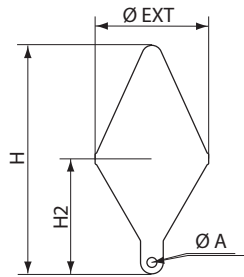
Cylindrical

Code	Use	Colour	Description	Dimensions					Buoyancy	
				Ø Ext (mm)	Ø Int (mm)	H (mm)	H2 (mm)	Ø A (mm)	Overall (kg)	In use (kg)
16433	Portside channel marking	Yellow	Empty	400	250	740	363	38	38	14
31928		Red								
16434		Yellow	Foam filled						36	12
31312		Red								
43404	Large size for channel entrance	Yellow	Empty	800	510	1610	790	55	290	110
43405		Red								
16436		Yellow	Foam filled						265	95
35628		Red								



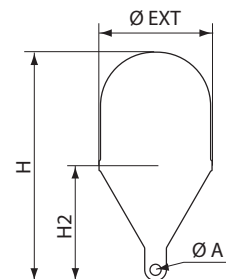
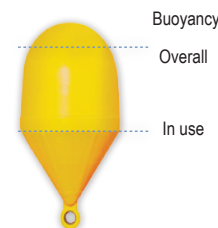
Bi-conical

Code	Use	Colour	Description	Dimensions				Buoyancy	
				Ø Ext (mm)	H (mm)	H2 (mm)	Ø A (mm)	Overall (kg)	In use (kg)
16440	Starboard channel marking	Yellow	Empty	400	640	363	55	30	14
31929		Green							
16442		Yellow	Foam filled					28	12
31311		Green							
43418	Large size for channel entrance.	Yellow	Empty	800	1610	770	55	200	100
43420		Green							
16443		Yellow	Foam filled					190	90
35629	Starboard side	Green							



Spherical

Code	Use	Colour	Description	Dimensions				Buoyancy	
				Ø Ext (mm)	H (mm)	H2 (mm)	Ø A (mm)	Overall (kg)	In use (kg)
16427	Marking the limits of reserved areas	Yellow	Empty	400	660	32	55	45	14
16428		Yellow	Foam filled					42,5	12,5
35750		Red	Empty					45	14
43411	Outer rim of the 300 m coastline	Yellow	Empty	800	1610	810	55	412	102
11673		Yellow	Foam filled					400	90

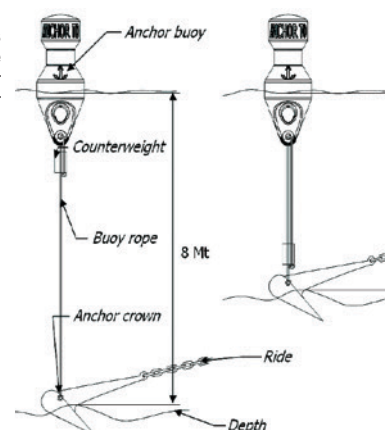


Marking Buoys

Anchor Marking Buoy with Retroreflective Tape & Line 11m

It marks the exact position of the anchor with a lead counterweight that self-adjusts the line length with depths between 4 and 10 m. SOLAS approved retroreflective tape to give extra help on locating the buoy at night. It helps to retrieve a fouled anchor by lifting it up from the anchor crown. Easy-to-use and stow it away in the anchor peak. Material: HDPE.

Code	Diameter (mm)	L line (m)	Height (mm)	Weight (kg)
197765	200	11	507	2

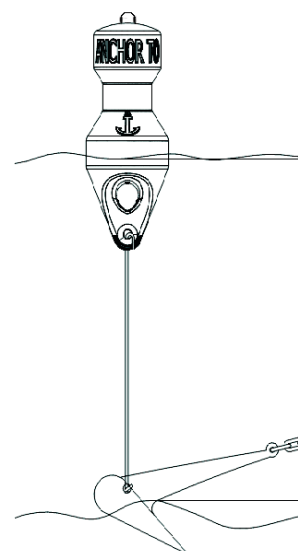


Anchor Marking Buoy with LED Light & Retroreflective Tape

It marks the exact position of the anchor. It is supplied with LED- type flashlight, which operates with one D-type alkaline battery and with a sensor, to flash only during the night hours (3 flashes per minute). Fitted with SOLAS approved retroreflective tape, to give extra help on locating the buoy at night. Material: HDPE.

Code	Diameter (mm)	Height (mm)	Weight (kg)
636020	200	570	1

Led Light



Mooring Buoys



Mooring Buoy, Rigid Plastic

Made of UV rigid plastic in pear shape. It features durable ropeholds. Designed & produced in Italy.

Code	Colour	Diameter (mm)	Height (mm)	Buoyancy	
				Overall (kg)	In use (kg)
16389	Yellow	250	390	9,5	4,5
16387	White				
16388	Orange				

Mooring Buoy, Bi-conical, Rigid Plastic

Made of UV-resistant plastic in bi-conical shape. Designed & produced in Italy.

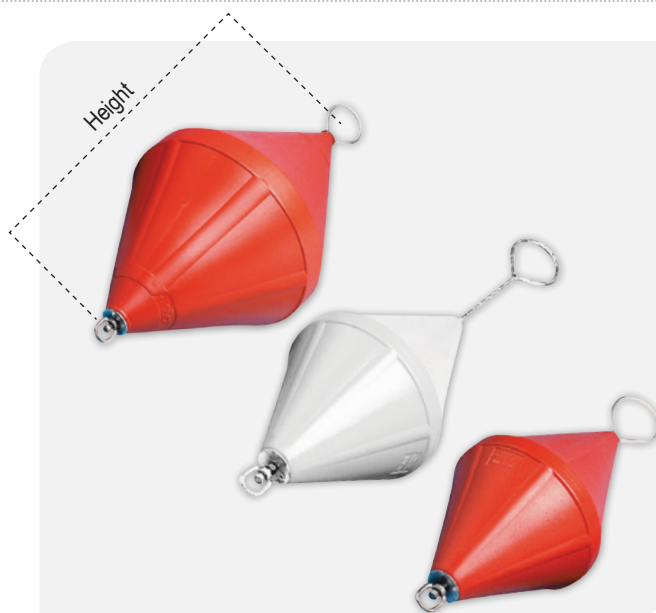
Code	Colour	Diameter (mm)	Height (mm)	Buoyancy	
				Overall (kg)	In use (kg)
43433	Yellow	220	540	5,5	2,7
16412	White				
16413	Orange				
43431	Yellow	280	640	10	5
43430	White				
43429	Orange				
43427	Yellow	320	750	24	12
16414	White				
16415	Orange				
30631	Yellow	520	1070	61	30
16416	White				
16417	Orange				



Mooring Buoy, Bi-conical, with Foam & Galvanised Steel Rod

Made of UV-resistant plastic in bi-conical shape and foam filled. It features a steel rod and top eye, all galvanised and directed through the buoy, to achieve a more stable connection to the chain. Designed & produced in Italy.

Code	Colour	Diameter (mm)	Height (mm)	Buoyancy	
				Overall (kg)	In use (kg)
43441	Orange	320	660	18	9
43442	White				
43444	Orange	320	880	18	9
43445	White				
43447	Orange	520	1030	58	29
43448	White				




Mussel Farming Buoys

Marking Buoy Mussel Farming, HDPE

Specially designed to upgrade the mussel farming procedure. Made of UV high-density polyethylene in cylindrical shape, to be more resistant to the rough weather conditions and prevent any loss of the mussel crop lines. Designed & produced in Italy.

Code	Colour	Diameter (mm)	Height (mm)	Buoyancy	
				Overall (kg)	In use (kg)
197451	Black	530	1000	65	32
197450		530	1200	110	55
197449		530	1400	150	75



Surface Floats



Surface Float with Hole, Cylindrical

This surface float can be used in various ways, such as for marking. Made of UV high-density polyethylene, in cylindrical shape. It features a smooth surface and it is highly resistant over time. Designed & produced in Italy.

Code	Colour	Dimensions (mm)	Hole (mm)
16381	White-Red	Ø 60 x 140	Ø 10



Surface Float with 2 Eyelets, Spherical

Made of UV high-density polyethylene, in spherical shape. It features a smooth surface and it is highly resistant over time. Designed & produced in Italy.

Code	Colour	Dimensions (mm)	Weight (gr)	Buoyancy (gr)
43395	White-Red	150, Ø 130 top eye 12	130	Overall 54 In use 271



Surface Float with Hole, Round

It can be used in various ways, such as for marking the nets and other equipment. Made of UV high-density polyethylene & in round shape. It features a smooth surface and is highly resistant over time. Designed & produced in Italy.

Code	Colour	Diameter (mm)	Rope Diameter (mm)	Buoyancy	
				Overall (gr)	In use (gr)
43952	Orange	45	7	58	29
43956		50	8	62	31
43960		57		71	35
43970	White	75	12	95	47
43971					



Surface Float with Hole, Spherical

It is used in various ways, such as for marking the nets and other equipment. Made of UV high-density polyethylene in spherical shape, it is also suitable for fitting marker flag. It features a smooth surface and it is highly resistant over time. Designed & produced in Italy.

Code	Colour	Diameter (mm)	Rope Diameter (mm)	Buoyancy	
				Overall (kg)	In use (kg)
43399	Yellow	190	19	1,8	0,9
16384	Orange				
16383	White				
43397	Yellow	260	28	8,5	4,2
16386	Orange				
16385	White				

Mooring - Fendering Accessories



MILLA Mooring Rubber Compensator

Designed to prevent any uncomfortable motion when the boat is moored. It absorbs any shocks of the rope, eliminating unnecessary strains and preserving its lifetime. Can reduce any unnecessary noises created. Made of UV and sea water resistant EPDM rubber.

Code	Material	For boat (m)	For line Ø (mm)	Length (mm)	Width (mm)	Thickness (mm)
44264	EPDM	4,5	16	220	40	33
44265		7	20	270	45	33
44266		10	20	330	50	36

Hook for Fenders

Designed to make the procedure of attaching and adjusting boat fenders easier, by placing them into the boat rail. Made of polyamide and available in two colours & two dimensions.


Code	Description	Colour	Length (mm)	Width (mm)	Eye Ø (mm)
43634	For installation on a Ø 6 mm cable	White	86	25	7
43635		Black			
43640	For installation on rail Ø from 20 to 22 mm	White	85	38	21
43641		Black			



Inflation Adapter for Fender Valve

Designed for the inflation of OCEAN H-Series and R-Series OCEAN Fenders. It is compatible with all Nuova Rade pumps and inflators. Made of PA and available in a Ø 14 mm dimension.

Code 56860



Mouse Stopper for Mooring Rope, Set of 2 Pieces

Designed to easily prevent any kind of visit by unwanted guests. It is proven to be very effective, stopping rats from using the docking lines in order to enter your boat.

- Made of durable PP that is UV and sea water resistant
- Easy to use with mooring ropes from Ø15mm up to Ø35mm without any modification
- Stays stable in rope
- Diameter 312mm
- Weight 0,25kg

Code 198114



NEW

Paddles & Hooks

Paddle with Removable Blade

Ideal for multiple uses, made of aluminium pole and a palm grip made of PP to provide a comfortable handle. Available in Ø35mm, in three dimensions and in grey colour. Can be combined with the Rowlock Socket with metal pin (74447).

Code	Colour	Length (cm)	Diameter (mm)
74585	Grey	144,5	35
74586		154,5	
74587		174,5	



NEW

Buoyant Paddle for Liferrafts

Ideal for liferafts, lifeboats or small tenders. It features a telescopic aluminium pole and a palm grip made of PP to provide a comfortable handle. Available in dimensions of Ø25mm- L51,5-76,5cm and in black colour.

Code	Colour	Length (cm)	Diameter (mm)
71851	Black	51,5 - 76,5	25



NEW

Paddle with Palm Grip

Ideal for multiple uses, featuring an aluminium pole and a palm grip made of PP to provide a comfortable handle. Available in Ø25mm, in two dimensions and in black colour.

Code	Colour	Length (cm)	Diameter (mm)
50190	Black	105	25
50200		120	




Paddles & Hooks



Heavy-duty Paddle with Palm Grip

Ideal for life rafts, lifeboats or small tenders. It features an anodised aluminium pole and a palm grip made of PP to provide a comfortable handle. Available in Ø35mm, in two dimensions and in black colour.

Code	Colour	Length (cm)	Diameter (mm)
50220	Black	135	35
50240		155	



Standard Paddle

Ideal for multiple uses, featuring an aluminium pole and a PP paddle. Available in Ø25mm, in two dimensions and in black colour.

Code	Colour	Length (cm)	Diameter (mm)
50210	Black	130	25
50230		150	



Paddle

A multi-use paddle, featuring an aluminium pole and a PP paddle. Available in Ø35mm, in four dimensions and in black colour.

Code	Colour	Length (cm)	Diameter (mm)
50250	Black	160	35
50270		185	
50290		205	
50300		220	



Paddle with Double Hook

Ideal for multiple uses. It features an aluminium pole, a PP paddle and a plastic double hook. It also includes a soft PVC hook cover in orange colour. Available in dimensions of Ø25mm- L165cm and in black colour.

Code	Colour	Length (cm)	Diameter (mm)
50260	Black	165	25



Telescopic Paddle with Double Hook

A multi-use paddle, featuring an aluminium pole, a PP paddle and plastic double hook. It also includes a soft PVC hook cover in orange colour. It has a telescopic mechanism which allows it to expand at the desired length, with a quarter turn locking action.

Code	Colour	Length (cm)	Diameter (mm)
57207	Black	156-225	30
57347		122-169	



Paddle Jointed with Double Hook

Ideal for canoeing and paddleboats. It features an anodised aluminium pole, a PP paddle and a plastic double hook. Its parts can be separated for easy storage if needed. Available in dimensions of Ø30mm- L141cm and in black colour.

Code	Colour	Length (cm)	Diameter (mm)
44347	Black	141	30

Paddle with Double Hook

Ideal for canoeing and paddleboats. It features an anodised aluminium pole, a PP paddle and a plastic double hook. Available in dimensions of Ø30mm - L140cm and in black colour.

Code	Colour	Length (cm)	Diameter (mm)
44346	Black	140	30



Paddle Telescopic with Double Hook

Ideal for canoeing and paddleboats. It features an anodised aluminium pole, a PP paddle and a plastic double hook. It has a telescopic mechanism which allows it to expand at the desired length, with a quarter turn locking action. Available in dimensions of Ø30mm - L143cm expanding to 195cm and in black colour.

Code	Colour	Length (cm)	Diameter (mm)
44348	Black	143 - 195	30



Paddle Jointed for Inflatable Boat

Ideal for inflatable boats or small tenders. Its parts can be separated for easy storage if needed. It features an aluminium pole and a PP paddle. Available in dimensions of Ø35mm - L160cm and in black colour.

Code	Colour	Length (cm)	Diameter (mm)
44367	Black	160	35



Paddle Jointed with Collar for Inflatable Boat

Ideal for inflatable boats or tenders. Its parts can be separated for easy storage if needed. It features an aluminium pole and a PP paddle. Available in dimensions of Ø35 mm - L188cm and in black colour.

Code	Colour	Length (cm)	Diameter (mm)
44361	Black	188	35



Paddle Telescopic with Double Hook

A multi-use paddle, featuring an aluminium pole in white colour, a PP paddle and a plastic double hook. It also includes a hook soft PVC cover in orange colour. It has a telescopic mechanism which allows it to expand at the desired length, with a quarter turn locking action. Available in Ø30mm, in two dimensions with grey hook and paddle.

Code	Colour	Length (cm)	Diameter (mm)
44349	Grey	156 - 203	30
44350		104 - 130	30



Double Paddle


Ideal for canoeing and kayaking, suitable for both right and left-handed users. It features an aluminium pole and two plastic paddles with a 60° blade angle. Available in dimensions of Ø30mm- L200cm and in black colour.

Code	Colour	Length (cm)	Diameter (mm)
72198	Black	200	30



Paddle Blade Angle 60°

Paddles & Hooks




Paddle Blade Angle 60°

Kayak Double Paddle

Ideal for kayaking, suitable for both right and left-handed users. It features an aluminium pole and two plastic paddles with a 60° blade angle. Available in dimensions of Ø25mm - L200cm and in black colour.

Code	Colour	Length (cm)	Diameter (mm)
50280	Black	200	25



Paddle Blade Angle 60°

Canoe Paddle

Ideal for canoeing, suitable for both right and left-handed users. It features an aluminium pole and two plastic paddles with a 60° blade angle. Available in dimensions of Ø30mm- L230cm and in black colour.

Code	Colour	Length (cm)	Diameter (mm)
50310	Black	230	30




Paddle Blade Angle 90°

Kayak Dismountable Paddle

Ideal for kayaking. It is jointed and suitable for both right and left-handed users. Its parts can be separated for easy storage if needed. It features an aluminium pole and two plastic paddles with a 90° blade angle. Available in dimensions of Ø30mm- L220cm and in black colour.

Code	Colour	Length (cm)	Diameter (mm)
44343	Black	220	30




Rubber End Buffer
Plastic Hook, Black

Floating Hook with Single End

A multi-use hook, made of lightweight material that allows it to float on the water. It features a high-quality floating anodised aluminium light alloy pole, a hook made of plastic to expand its lifespan and a rubber palm grip. Available in Ø25mm and three dimensions with black hook. The hook can be replaced if needed with the spare hook code 38579.

Code	Colour	Length (cm)	Ø Shaft (mm)
12517	Black	120	25
12518		180	
12519		240	



Rubber End Buffer
Plastic Hook, Black

Floating Hook with Double End

A multi-use hook, made of lightweight material that allows it to float on the water. It features a high-quality floating anodised aluminium light alloy pole and a hook made of plastic to expand its lifespan and a rubber palm grip. Available in dimensions of Ø30mm- L216cm with black hook. The hook can be replaced if needed with the spare hook code 44246.

Code	Colour	Length (cm)	Ø Shaft (mm)
44259	Black	216	30

Floating Hook with Double End

Ideal for multiple uses on board, made of lightweight material that allows it to float on the water. It features a high-quality floating anodised aluminium light alloy pole in white colour, a hook made of plastic to expand its lifespan and a rubber palm grip. Available in dimensions of Ø30mm- L180cm with grey hook.


Code	Colour	Length (cm)	Ø Shaft (mm)
44263	Grey	180	30



Hook with Double End

A multi-use hook, featuring a high-quality anodised aluminium pole and a hook made of plastic to expand its lifespan. It also includes a soft PVC hook cover in orange colour. Available in Ø25mm and in two dimensions with black hook.


Code	Colour	Length (cm)	Ø Shaft (mm)
50030	Black	147	25
50040		175	



Telescopic Hook with Double End

Ideal for multiple uses on board, featuring an anodised aluminium pole and a hook made of PP to expand its lifespan. It also includes a soft PVC hook cover in orange colour. It has a telescopic mechanism which allows it to expand at the desired length, with a quarter turn locking action. Available in Ø30mm and in two dimensions with black hook.


Code	Colour	Length (cm)	Ø Shaft (mm)
50060	Black	67 to 101	30
50050		118 to 196	



Telescopic Hook with Double End

Ideal for multiple uses on board, featuring a high-quality floating anodised aluminium with a rubber palm grip, rubber handle and a hook made of plastic to expand its lifespan. It also includes a soft PVC hook cover in orange colour. It has a telescopic mechanism which allows it to expand at the desired length, with a quarter turn locking action. Available in dimensions of Ø30mm- L118cm expanding to 196cm with grey hook.


Code	Colour	Length (cm)	Ø Shaft (mm)
44252	Grey	118 to 196	30



Telescopic Hook with Double End

Ideal for multiple uses on board, featuring a high-quality anodised aluminium in white colour with a rubber palm grip, rubber handle and a hook made of plastic to expand its lifespan. It also includes a soft PVC hook cover in orange colour. It has a telescopic mechanism which allows it to expand at the desired length, with a quarter turn locking action. Available in dimensions of Ø30mm-L118cm expanding to 196cm with grey hooks. The hook can be replaced if needed with the spare hook code 44249.

Code	Colour	Length (cm)	Ø Shaft (mm)
44261	Grey	118 to 196	30



Paddles & Hooks



Telescopic Hook with Single End

A multi-use hook, featuring a high-quality anodised aluminium pole with a rubber palm grip, rubber handle and a hook made of plastic to expand its lifespan. It has a telescopic mechanism which allows it to expand at the desired length, with a quarter turn locking action. Available in dimensions of Ø30mm-L114cm expanding to 192cm, with black hook. The hook can be replaced if needed with the spare hook code 38579.

Code	Colour	Length (cm)	Ø Shaft (mm)
16593	Black	114 to 192	30



Floating Hook with Single End

Ideal for multiple uses on board, made of lightweight material that allows it to float on the water. It features a high-quality floating pine wood pole and a hook made of plastic to expand its lifespan. Available in Ø30mm, two dimensions with black hook. The hook can be replaced if needed with the spare hook code 16590.

Code	Colour	Length (cm)	Ø Shaft (mm)
16591	Black	120	30
16592		180	30

Paddle & Hook Accessories

NEW



Heavy Duty Handle for Inflatable Boat, 220x90mm, Grey

Code 74448

NEW



Rowlock Socket with Metal Pin, Grey

Code 74447

Side-mounted



43587
197209



44681
44682
197207
197208

Top-mounted



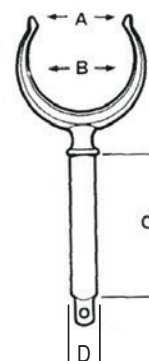
43588
197210

Oarlock, Polyamide

Code	A (mm)	B (mm)	C (mm)	Ø D (mm)	Colour
44681	40	53	55	17	Black
44682		57			White
197207		53			
197208		57			

Oarlock Socket

Code	Description	Colour
43588	Top-mounted	Black
43587	Side-mounted	
197210	Top-mounted	White
197209	Side-mounted	



Oar Collar, Plastic, Black

Made of heavy duty flexible PVC. For easier fitting, submerge the collar in soapy water.

Code	Diameter (mm)
16543	32
16544	36
16545	45



Oar Collar, Plastic, Black

Code	Diameter (mm)	Height (mm)
44175	35	45
44176	40	45
44177	45	55
44178	50	55
44180	55	63




Oar Collar, Plastic, Black

Code	Diameter (mm)
195578	35

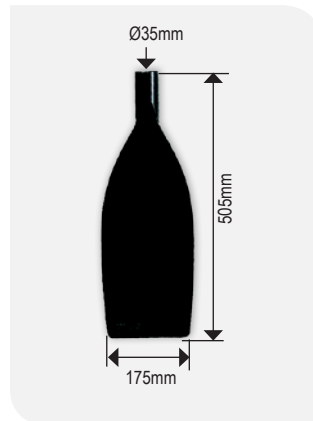


**Paddle Blade, Ø30mm,
182gr, Plastic, Black**



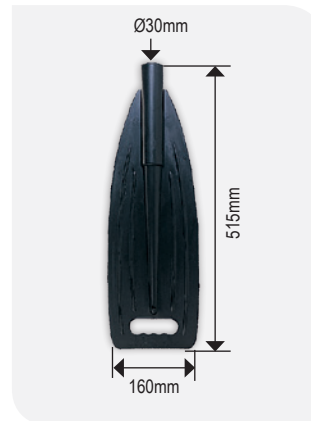
Code 02495

**Paddle Blade, Ø35mm,
385gr, Plastic, Black**



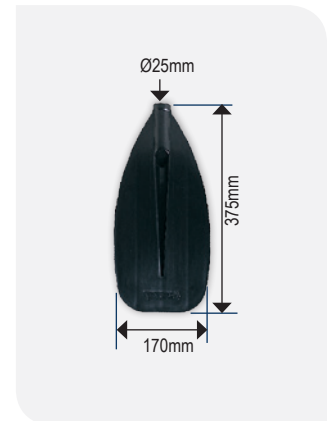
Code 00842

**Paddle Blade, Ø30mm,
290gr, Plastic, Black**



Code 50000

**Paddle Blade, Ø25mm,
255gr, Plastic, Black**



Code 00632

**Handle for Large Paddle
50220 Ø35mm, Plastic,
Black**



Code 00843

**Handle, Ø25mm, Plastic,
Black**



Code 50908

**Handle, Ø20mm, Plastic,
Black**




Code 50100

**Handle, Ø35mm, Plastic,
Black**



Code 50110

**Double Hook with Thread Ø30mm,
Plastic, Black**



Code 44243

**Paddle End Cap, Internal Ø35mm,
Plastic, Black**



Code 44085

Palm Grip, Ø 25mm, Plastic, Black




Code 00633

**Hook, Ø25mm, Plastic,
Black**



Code 50180

**Female Hook with Double
End, Plastic, Black**




Code	Ø int. (mm)
44249	25
44246	30

**Female Hook with Single
End, Plastic, Ø 30mm,
Plastic, Black**



Code 16590

**Female Hook with Single
End, Plastic, Ø25mm,
Plastic, Black**



Code 38579



Nuova Rade

Marine - Plastics Technology Experts



ENGINE PARTS & ACCESSORIES

PRODUCTS



NEW

page 101



page 103



NEW

page 104



page 105



page 106

- Fuel Line Accessories
- Outboard Engine Accessories

- Battery Boxes & Accessories
- Storage Bottles

- Bailers & Funnels

Fuel Primer Bulb for Hose Ø8mm



Code	Diameter (mm)	Length (mm)	Hose Diameter (mm)
44476	39	130	8
31957	45	150	

Fuel Primer Bulb with Hose Ø8mm



Code	Hose Material	Bulb Diameter (mm)	Hose Length (m)	Bulb Code
45386	PVC	39	2	44476
31958		45		31957

Fuel Primer Bulb with Hose Ø8mm



Code	Hose Material	Diameter (mm)	Hose Length (m)	Filter	Bulb Code
45387	PVC fiber reinforced	45	2	No	31957
45388	PVC fiber reinforced		3	Yes	

Fuel Primer Bulb with Hose Ø 8mm & Connectors




Code	Bulb Diameter (mm)	Hose Material	Hose Length (m)	Bulb Code	Connectors for Engine	Connectors Code
198147	39	PVC	2	45386	Yamaha	31942
198148				45386	OMC	31941
198149	45	PVC fiber reinforced		45387	Yamaha	31942
198150				45387	OMC	31941

Fuel Hose



Code	Material	Internal diameter (mm)	External diameter (mm)
37338	PVC fiber reinforced	7	13
37339	PVC		
39311	PVC fiber reinforced	10	16

Fuel Valve 2-way, Hose Ø10mm




Code	For engines
43707	OMC - JOHNSON - EVINRUDE
43708	YAMAHA - MARINER - MERCURY - HONDA

Fuel Valve Shut-off for Hose Ø8mm



Code 44631

Fuel Valve Holding Bracket (Pair)



Code 45186

Plastic Ties, 100pcs



Code	Colour	Length (mm)	Width (mm)	Max Diameter (mm)
43816	Black	140	3,6	28
43824		200	5	51
43830		360		112
43815	White	140	3,6	28
43822		200	5	51
43829		360		112

SUZUKI / CHRYSLER

Fuel Line Tank Female Connector with Ø8mm Barb >60 CV, Chromed Brass



Code 31950

Fuel Line Tank Female Connector with Ø8mm Barb, Chromed Brass



Code 31943

Fuel Line Tank Male Connector with 1/4" Npt >60 CV, Chromed Brass



Code 31946

OMC / JOHNSON / EVINRUDE

Fuel Line Tank Female Connector with Ø9,5mm Barb



Code 31941

Fuel Line Tank Male Connector with Ø10mm Barb, Double



Code 43333

Fuel Line Tank Male Connector with Ø1/4" NPT Barb



Code 43331

Fuel Line Tank Male Connector with Ø6,5mm Barb



Code 43329

MERCURY 1998 > / MARINER

Fuel Line Tank Male Connector with Ø9,5mm Barb



Code 43308

Fuel Line Tank Female Connector with Ø9,5mm Barb



Code 31951

Fuel Line Tank Male Connector with Ø8,5mm Barb



Code 43314

Fuel Line Tank Female Connector with Ø9,5mm Barb



Code 31942

Fuel Line Tank Male Connector with Ø10mm Barb, Double



Code 43324

Tank Male Connector with 1/4" NPT Barb



Code 43322

YAMAHA

Fuel Line Tank Male Connector with Ø8,5mm Barb



Code 43314

Fuel Line Tank Female Connector with Ø9,5mm Barb



Code 31942

Fuel Line Tank Male Connector with Ø10mm Barb, Double



Code 43324

Tank Male Connector with 1/4" NPT Barb



Code 43322

HONDA

Fuel Line Tank Female Connector with 9,5mm Barb



Code 43301

TOHATSU / SELVA

Fuel Line Tank Male Connector with Ø8mm Barb



Code 31956

Fuel Line Tank Female Connector with Ø8mm Barb



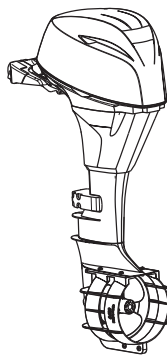
Code 31952

Propeller Guard, Plastic, Ø23cm

Propeller Guard is a smart consideration, and safeguard, for your outboard or sterndrive. The installation will greatly reduce the possibility of human and marine life injuries due to the propeller blades and will also protect the propeller from nets and ropes. You will not have to worry about propeller maintenance and safety anymore.

Additionally, a propeller guard can reduce fuel consumption, so that you save on gas and, at the same time, it improves handling and stability, for a more enjoyable time on your boat. This is because the guard is made to surround the propeller in such a way that it moves the water with a more accurately directed force. Finally, the guard does not contain moving parts, so its maintenance is minimal. Having fast & easy installation, it enhances safety on board. Made of reinforced polypropylene.

Compatible with most 9-25 HP engines with max. propeller Ø21,6cm. It is ideal for rescue boats and yachts that might sail on waters with many bathers. Note that the necessary bolts, nuts & washers are included in the package.



NEW

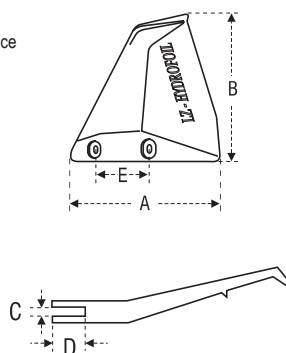
Code 198165

LZ-Hydrofoil

The LZ torque control system ensures the ultimate performance in precise and effortless steering.

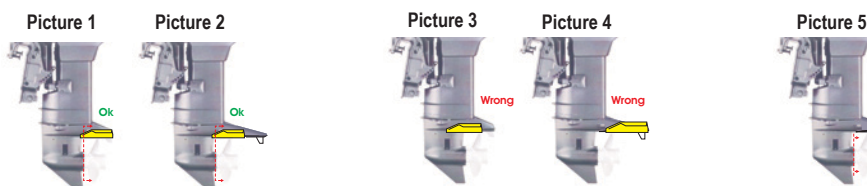
The features that count:

- Lower fuel consumption
- Straight tracking
- Excellent steering at low speeds
- Smoother ride
- Maximum lift
- Reduced planing time
- Increased stability
- Reduced cavitation
- Effortless installation
- Inox bolts included



- Secure mounting with bolts
- For use on outboard motors

Code	For engines	A (mm)	B (mm)	C (mm)	D (mm)	E (mm)
10121	4HP to 50HP	185	180	5	23	61
10122	50HP and Over	270	240	7	30	98



Hydrofoils must cover this area

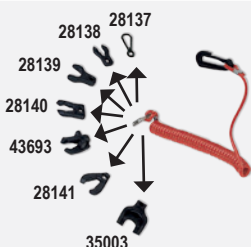
Use: Hydrofoils are specially designed wings which increase a motor's performance. They are available in two sizes, for 4HP to 50HP motors and for over 50HP. They are placed just above the propeller. By using the hydrofoils, fuel consumption is decreased, navigation is much smoother, stability is increased and at the same time offer a maximum lift, reducing cavitation. Hydrofoils also help the boat to easily trim.

Instructions of Use: Hydrofoils are fixed above the propeller on the cavitation plate and they are attached with stainless steel screws. The hydrofoils are fully adjustable for a smoother ride.

Mounting the hydrofoils on the outboard: The basic rule regarding the position of the hydrofoil is right above the propeller on the cavitation plate. The ideal position is to be mounted two centimetres before the propeller (see picture 1 and 2) and thus covering it completely (see picture 5). In this way, when the propeller starts to spin, most of the water will be pushed against the hydrofoil, thus maximising the steering and planning capabilities. If the hydrofoil is mounted too far ahead (see picture 3), then only a small amount of water will be pushed against it or if it is mounted too far at the back (see picture 4), then the maximum power of the water will be lost before the hydrofoil.

Replacement: These products do not need any maintenance. However, if you notice any cracks in one or both hydrofoils you should replace them. Also, if at any point you notice excess vibrations on the steering wheel or outboard motor, you should replace the hydrofoils immediately.

Kill Switch Key with Coil Lanyard, Set



Code	For Motors
28137	Mariner/ Mercury
28138	Mariner/ Suzuki / Johnson (4 strokes)
28139	Tohatsu
28140	Honda / OMC
43693	OMC / Johnson - Evinrude
28141	Yamaha
35003	OMC

7 Kill Switch Keys, Set



Code 198044

Outboard Engine Accessories



Outboard Engine Flusher, Oval

- Oval 96x119mm muffs made of durable PVC
- Arm Length: 230mm (9")
- Connects to 1/2" garden hose or standard garden hose adaptor
- Designed to fit most outboard motor models
- Frame made of painted steel for tight clamping
- Sealing facilitated with rotating muffs
- No tools required, instant application and removal
- Keeps water supply to medium force to prevent damage

Code 98749



Outboard Engine Flusher, Rectangular

- Rectangular 86x129mm muffs made of durable PVC
- Arm Length: 255mm (10")
- Connects to 1/2" garden hose or standard garden hose adaptor
- Designed to fit most outboard motor models
- Frame made of painted steel for tight clamping
- Sealing facilitated with rotating muffs
- No tools required, instant application and removal
- Keeps water supply to medium force to prevent damage

Code 98748



Outboard Engine Flusher, Double Intakes, Large

- Circular muffs of 95mm (3 3/4") diameter
- Frame Arm Length: 280mm (11")
- Connects to 1/2" garden hose
- Double Intake to provide water flow from both sides
- Designed to fit most outboard motor models
- Frame made of painted steel for tight clamping
- No tools required, instant application and removal
- Keep water supply to medium force to prevent damage

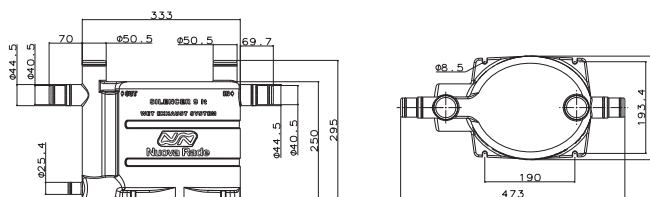
Code 47086



NEW

Boat Waterlock and Exhaust Silencer 9L, Oval, Black

The Boat Waterlock & Exhaust Silencer is designed to prevent exhaust water backflow and reduce noise produced by the exhaust to minimum. This heavy-duty waterlock and muffler is recommended for most sailboats and motor yachts with gasoline or diesel engines and water cooled generator sets up to 30HP. Compact design facilitates durable installation with 4 screws x 8mm. It is constructed of high density rotational molded polyethylene which is impervious to corrosion or deterioration from salt water or exhaust from gas. Also, it is resistant to all temperatures normally experienced in water-cooled (wet-type) exhaust systems. With a 25,4 mm drain outlet for system cleaning.



Code	Inlet sizes (mm)	Outlet sizes (mm)	Drain size (mm)
73596	50,5 - 44,5 - 40,5	50,5 - 44,5 - 40,5	25,4




Tiller Extension for Outboard Engine

Code	Length (cm)
27117	65
27118	100
27119	80-111 Telescopic

Battery Box up to 80Ah

- External dimensions (LxWxH): 340x230x250mm
- Internal dimensions / Maximum battery size (LxWxH) = 280x195x230mm
- Designed for batteries up to 280mm long (of group sizes 24, 25, 34, 35, among others)
- Mounting equipment: Includes durable hold-down fastening strap and foot clamps that secure the strap onto the supporting surface (screws not included)
- Restrains battery movement
- Collects battery acid
- Made of polypropylene
- Acid, UV and heat resistant
- Side handles to facilitate transportation
- Lift-off lid for unobstructed inspection
- Cable ports for untangled, safe cables


Code 196508



Battery Box up to 100Ah

- External dimensions (LxWxH) = 431x257x256mm
- Internal dimensions / Maximum battery size (LxWxH) = 339x199x224mm
- Can hold battery up to 339mm long, of various group sizes (e.g. 46, 53, 92 and others)
- Mounting equipment: Includes durable hold-down fastening strap and foot clamps that secure the strap onto the supporting surface (screws not included)
- Restrains battery movement
- Collects battery acid
- Made of polypropylene
- Acid, UV and heat resistant
- Side handles to facilitate transportation
- Lift-off lid for unobstructed inspection
- Cable ports for untangled, safe cables

Code 195539



Battery Box up to 120Ah

- External dimensions (LxWxH) = 470x225x255mm
- Internal dimensions / Maximum battery size (LxWxH) = 385x175x225mm
- Can hold battery up to 385mm long, of various group sizes (e.g. 27, 49, 93 and others)
- Customisable length: Includes separator that divides the box into partitions, ranging from 50 to 330mm long
- Mounting equipment: Includes durable hold-down fastening strap and foot clamps that secure the strap onto the supporting surface (screws not included)
- Restrains battery movement
- Collects battery acid
- Made of polypropylene
- Acid, UV and heat resistant
- Side handles to facilitate transportation
- Lift-off lid for unobstructed inspection
- Cable ports for untangled, safe cables

Code 17518



Tips to choose the best fit for your battery

- Ideally, choose the internal dimensions to be equal or slightly larger than your battery.
- Use a spacer where it is needed to prevent the battery from moving within the box.
- Remember to include the height of the terminals while measuring the battery.

Universal Base with Strap



Code	Ex. Dimensions (mm)	Int. Dimensions (mm)
43901	485x340x35	470x320mm

Strap for Fuel Tank / Battery Box Fixing



Code	Length (m)
43895	1,30

Bracket for Battery Box / Fuel Tank, with Strap 1,50m



Code	43897
------	-------

Protection Cover for Battery Terminals



Code	43760
------	-------

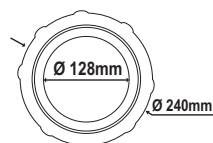
Storage Bottles



Storage Bottles

Ideal for storing safety equipment, medicine or personal belongings. Silicone gasket for optimum water resistance. You can also use a carrying rope.

Code	Capacity (lt)	External diameter (mm)	Opening diameter (mm)	Height (mm)
39642	6	240	128	195
39643	8			260
39644	12			380
39645	15			440



Bailers & Funnels

Oil Measurer



Code	Diameter (mm)	Height (mm)
26897	58	120

Funnel, Flexible with Filter & Extension



Code	Diameter (mm)
31354	135

Funnel with Filter



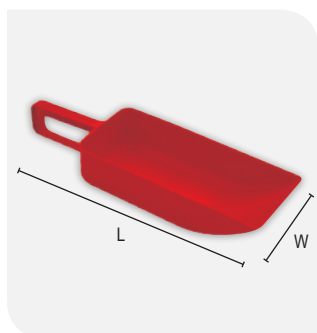
Code	Diameter (mm)	Height (mm)
27480	180	240

Extension for Funnel 27480



Code	Length (mm)
37350	250

Bailer Rigid, Red



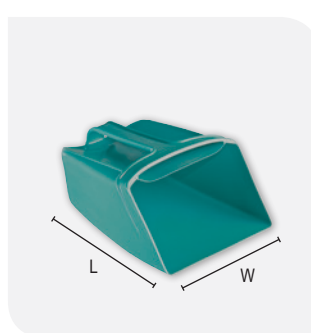
Code	Dimensions (mm)
44676	365x110 (L x W)

Bailer Rigid, White



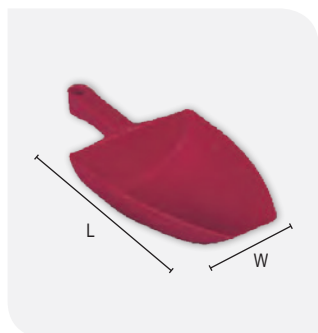
Code	Dimensions (mm)
44680	410x220 (L x W)

Bailer Flexible, Floating, Petrol Blue



Code	Dimensions (mm)
16207	190x135 (L x W)

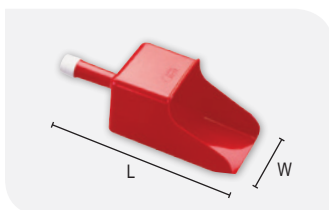
Bailer Svezia, Red



Code	Dimensions (mm)
44679	320x160 (L x W)

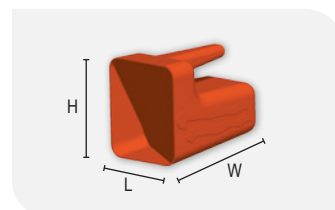
Bailer Funnel with Filter, Red

Code	Dimensions (mm)
44677	290x110 (L x W)



Bailer for Water Removing, 2,5L, Orange

Code	Dimensions (mm)
11919	158x128x215 (HxLxW)





Nuova Rade

Marine - Plastics Technology Experts

FISHING

PRODUCTS



page 108



page 109



page 109



page 110



page 111

• Fishing Rod Holders

• Angling Accessories

• Gaffs

Fishing Rod Holders

Fishing Rod Holder with Cap, Plastic



Code	Int Diam (mm)	Height (mm)	Colour
37658	40	230	White
37659			Black

Fishing Rod Holder, Vertical, Plastic



Code	Int Diam (mm)	Height (mm)	Colour
98678	43	225	Black
98679			White

Fishing Rod Holder, Vertical, Plastic



Code	Int Diam (mm)	Height (mm)	Colour
44489	40	235	White
44490			Black

Fishing Rod Holder, Side mounted, Plastic



Code	Int Diam (mm)	Height (mm)	Colour
44501	40	235	White
44502			Black

Rod Holder, Adjustable



Code	37660	For fishing rod Ø 40 mm maximum Length: 215 mm Supplied with 2 sockets (for rails & bulkhead mounting)
------	-------	--

Socket, Side mounted

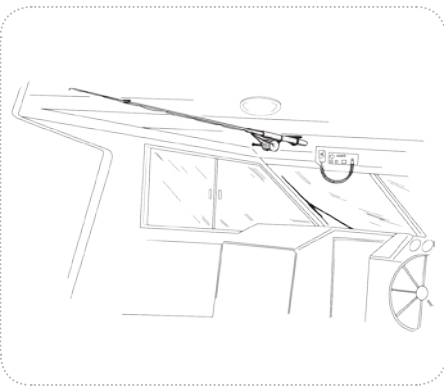


Code	37795	Suitable for 37660 Adjustable Fishing Rod Holder, Black
------	-------	---

Holding Rings for Fishing Rod, Set



Code	Colour
44622	White
44623	Black




Socket, Flush mounted



Code	37796	Suitable for 37660 Adjustable Fishing Rod Holder, Black
------	-------	---

Storage Rack for 2 Fishing Rods, White, Pair



Code	Dimensions (mm)
31527	23x222x63

Storage Rack for 3 Fishing Rods, White, Pair



Code	Dimensions (mm)
31529	23x298x63

Storage Rack for 3 Rods, Bulkhead mounted, White



Code	Length (mm)	Height (mm)
44512	300	225




Aquascope Jointed

Aquascope Jointed is a high-quality sturdy tool for viewing and observing the underwater aquatic life, for educational, entertainment or business purposes. You may discover the underwater world of the sea, lake, or river. Can be used to observe sea life and reefs, check anchor hold, inspect traps, locate bait, clam beds and schools of fish before casting your line.

Can be used for research or as an educational tool for children and adults. The user can locate lost items in the water without getting wet. Made of high-quality PP material with a tempered glass bottom, surrounding grip and soft PVC rubber eyepiece on top. It can be disassembled in 3 pieces making it easy to transport or storage.

Code	Colour*	Dimensions (mm)
31409	Red	Ø 335, H. 510

* Black colour available upon request & sufficient quantities.



Aquascope Mini

Aquascope Mini is a high-quality sturdy tool for viewing and observing the underwater aquatic life, for educational, entertainment or business purposes. You may discover the underwater world of the sea, lake, or river. Can be used to observe sea life and reefs, check anchor hold, inspect traps, locate bait, clam beds and schools of fish before casting your line. Can be used for research or as an educational tool for children and adults. The user can locate lost items in the water without getting wet. It is available in mini size making its storage and use easier. Made of high-quality polystyrene material with a tempered glass bottom, surrounding grip and soft PVC rubber eyepiece on top.

Code	Colour	Dimensions (mm)
43350	Yellow	170x200x410 (WxLxH)

Surface Float with Hole, Cylindrical

This surface float can be used in various ways, such as for marking. Made of UV high-density polyethylene, in cylindrical shape. It features a smooth surface and it is highly resistant over time. Designed & produced in Italy.



Code	Colour	Dimensions (mm)	Hole (mm)
16381	White-Red	Ø 60x140	Ø 10

Surface Float with 2 Eyelets, Spherical

Made of UV high-density polyethylene, in spherical shape. It features a smooth surface and it is highly resistant over time. Designed & produced in Italy.



Code	Colour	Diameter (mm)	Top eye (mm)	Weight (gr)	Buoyancy (gr)
43395	White-Red	Ø130	120	130	Overall 542, In use 271

Float for Fishing, Flexible

Ideal for fishing with the use of bait. Made of flexible material. Available in diameter of 84mm.



Code	Colour	Dimensions (mm)
43964	White	Ø84

Reel for Fishing Line Winding, Auto-Unrolling

Ideal for anyone involved in fishing. It features a line winder and has three integrated hook attachments made of cork. It has an automatic line uncoiling and is available in assorted colors. Made of Polypropylene material.



Code	Diameter (mm)
43353	Ø165

Angling Accessories

Container Rectangular for Longline, Rectangular

Ideal for longline storage on board. Made of polystyrene material, in rectangular shape and in red colour.



Code	Length (mm)	Width (mm)	Height (mm)
43605	495	400	100

Fishing Basket for Longline

Ideal for longline storage on board. Made of Polyethylene material in circular shape. Available in two dimensions and in blue colour.



Code	Int. Diam. (mm)	Ext. Diam. (mm)	Height (mm)
45508	420	690	345
45509	340	520	195

Key-Ring, Floating

Designed to guarantee the security of your keys when on board. The Floating Key-Ring is ideal for any person that is involved in marine activities, in order to locate the keys easier because of the striking colours and its floating ability, in case it lands into water. Available in two different designs replicating a mooring and in four different colours (red, yellow, white, and blue). Because of differences in the weight of keys, please test it in shallow waters beforehand.



Code	44526
------	-------

Needle for Fishing Net Splicing


Designed to assist in the detangling and repairment of the fishing nets. Made of PA material. Available in eight dimensions and in yellow colour.



Code	Length (mm)	Width (mm)
43189	120	7
43191	120	10
43193	150	12
43195	175	13
43197	210	15
43199	230	17
43201	250	20
43203	280	23

International Code of Signals, Chart

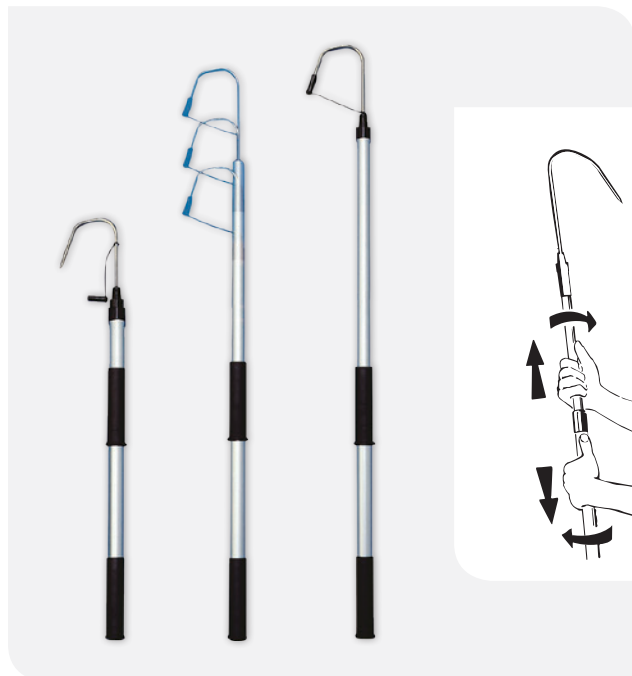
This is an essential nautical guide for every boat. It can be used in various situations within the nautical industry. Each flag represents a letter of the alphabet or/and individual signal flags have specific and standard meanings. It is made of adhesive material and can be placed on any surface of the boat, as required.



Code	Dimensions (mm)
45256	160x120

Telescopic Gaffs

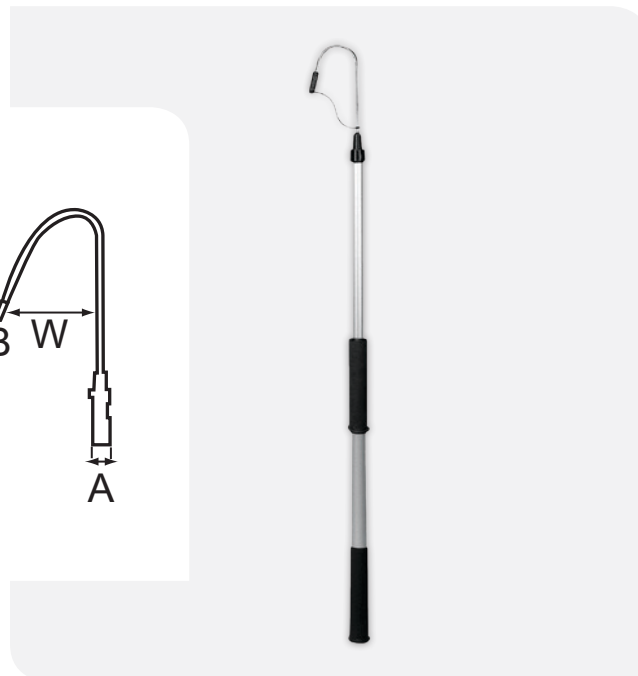
High-quality Telescopic Gaffs with anodised aluminium pole and Inox hook on top. They have two plastic holding points on their middle and end part to guarantee a steady grip. With a telescopic mechanism which allows it to expand at the desired length, with a quarter turn locking action. Available with black grip.



Code	Length (mm)	Ø A (mm)	Ø B (mm)	W (mm)
31408	800-1205	30	8	100

Gaff with Anodised Aluminium Pole & Inox Hook

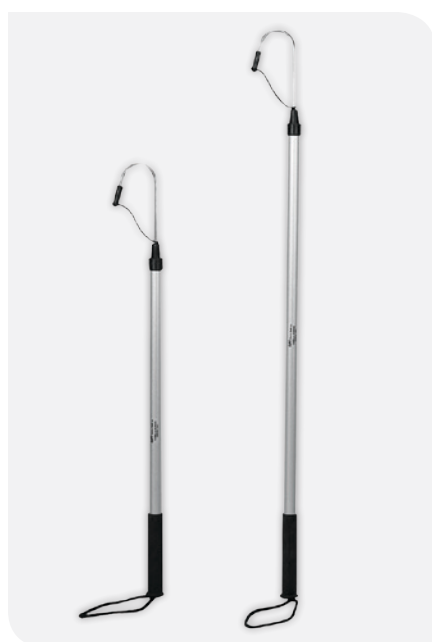
High-quality Gaff with anodised aluminium pole and Inox hook on top. It has a plastic holding point on its end to guarantee a steady grip and a cord at the bottom for greater security. Available in two dimensions with black grip.



Code	Length (mm)	Ø A (mm)	Ø B (mm)	W (mm)
31407	830-1240	30	8	70

Gaff with Anodised Aluminium Pole & Inox Hook

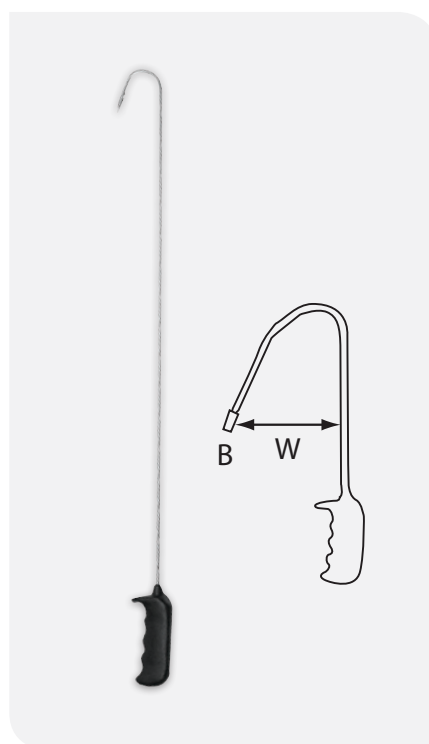
High-quality Gaff with anodised aluminium pole and Inox hook on top. It has a plastic holding point on its end to guarantee a steady grip and a cord at the bottom for greater security. Available in two dimensions with black grip.



Code	Length (mm)	Ø A (mm)	Ø B (mm)	W (mm)
44588	790	25	8	70
44590	1390			

Gaff, Inox, with Plastic Grip


High-quality Gaff with Inox hook with a plastic handle on its end to guarantee a steady grip. Available with black grip.



Code	Length (mm)	Ø B (mm)	W (mm)
44578	700	6	50

Gaff with Anodised Aluminium Pole & Inox Hook

High-quality Gaff with anodised aluminium pole and Inox hook on top. It has a plastic holding point on its end to guarantee a steady grip and a cord at the bottom for greater security. Available with black grip.



Code	Length (mm)	Ø A (mm)	Ø B (mm)	W (mm)
44582	1370	25	8	100

INDEX

Antenna Mount	75-76
Aquascope	109
Bailer	
Floating.....	106
Funnel.....	106
Rigid.....	106
Ball Valves	23
Barrel Bolt	76
Base	
Battery.....	43, 105
Tank.....	43, 105
Battery	
Accessories.....	30, 43, 105
Base.....	43
Box.....	105
Cover.....	105
Switch.....	71
Bimini-Tops	
Bottom Socket.....	79
Clamp-on.....	79
Clevis Fork.....	79
Eye End.....	78
Mounting Clip.....	79
Suction Disc.....	79
T - Fitting.....	78
Wings.....	79
Boat	
Cover Support.....	79
Waterlock.....	104
Bracket	
Antenna.....	76
Motor.....	80
VHF.....	76
Buckles	79
Buoy	
For Mussel Farming.....	91
Marking.....	89
Mooring.....	90-91
Cable Boots	82
Case	
Cover for Radio/CD.....	72
Fixed Mount Support.....	69
For Battery Switch.....	71
For Control Panel.....	69
For Deck Filler.....	11
For Electric Power Shore Center.....	70
For Fire Extinguisher.....	70
For Water Tap.....	8
For Shower.....	11
For Shower Head.....	7, 10
For Toilet Paper.....	69
For VHF/GPS/Phone.....	67-68
Rail Support.....	69
Storage.....	66
With Battery Switch.....	71
With Cold Water Tap.....	6-7
With Deck Filler.....	10
With Mixer Tap.....	6-7
With Net.....	67
With Sea Water Outlet.....	8
With Shower & Water Tap.....	8-9
With Shower Spray.....	9
With Water Inlet.....	7
With Water Inlet/Outlet.....	6
With Water Outlet.....	6
Utility.....	68
Cleats	77
Clip	
Adjustable.....	75
Folding.....	75
For Table Pedestal.....	65
Support.....	75
Connector	
Female.....	102
For Easy-Switch Plate.....	30
For Tank.....	38-39, 43, 102
Male.....	102
Deck Fillers	
Accessories.....	40
Diesel.....	10, 40-41
Fuel.....	10, 40-41

Gas.....	40
Waste Water.....	40
Water.....	10, 40-41
With Case.....	10
With Flip Top.....	40
Door Fastener	76
Drain	
Plug.....	22, 24
Socket.....	24
Valve.....	15
Easy-Switch Plate	
Blind.....	30
Fresh Water.....	30
Fuel.....	30
Waste Water.....	30
Exhaust Silencer	104
Fairleads	77
Faucet	6
Fender	
Hook.....	93
Valve Adapter.....	93
Filter	39
Fishing	
Basket for Longline.....	110
Container for Longline.....	110
Needle for Fishing Net.....	110
Reel for Fishing Line.....	109
Flagstaff	76
Flush Pull	75
Float	
For Fishing.....	109
Surface.....	92, 109
Float Switches	14-15
Footrest	82
Funnel	
Extension.....	106
Filter.....	106
Gaffs	111
Gauges	
Fresh Water.....	42
Fuel.....	42
Waste Water.....	42
Handle	43, 98
Handrail	82
Horns	72-73
Hatch	
Deck.....	46-59
Escape.....	45-46
For Gas Bottle.....	51
For General Use.....	63
For VHF/Radio/CD.....	63
Gasket.....	45-63
Handle.....	45-60
Insect Screen.....	66
Inspection.....	58-62
Lock.....	46-63
Opening Stay.....	45-46
Screw Cap.....	78
Spare Key.....	45, 61
Storage.....	47-51, 53-57, 66
Utility.....	62, 66-67
With Drawers.....	47, 53, 55
With Removable Bag.....	61
With Removable Cover.....	57-60
With Storage Bag.....	55-57
Hinges	74
Holder	
Drink.....	67-68
Trash Bag.....	68
Hook	
Aluminium.....	96-97
Anodised Aluminium.....	96, 98
Fitting.....	99
Floating.....	96-97
For Inflatable Boat Cover.....	77
Multi-purpose.....	78
Pine.....	98
Snap.....	77
Spinnaker.....	78
Telescopic.....	96-98
Utility.....	69

Hose	
Accessories.....	101
Clamps.....	5
Connector.....	5
Fuel.....	101
Hose Adaptor.....	23
Water.....	5
Hydrofoil	103
Insect Screen	66
International Code	110
Isotherm Cover for Drinks	67
Key-Ring Floating	110
Kill Switch Key	
With Coil Lanyard.....	103
Ladders	
Aluminium.....	83
Accessories.....	83, 87
Bow.....	85
Foldable.....	85-86
Inox.....	83-86
Platform.....	84
Raft.....	84
Rope.....	83
Step.....	83, 87
Transom.....	86
Mooring Buoy	
Bi-conical.....	91
Rigid Plastic.....	90
Mooring Compensator	92
Mouse Stopper	93
Non-Return Valve	22-23
Oar Collar	98
Oarlock	98
Oil Measurer	106
Optimist	
Deck Collar.....	76
Universal Joint Suits.....	76
Outboard Engine	
Flusher.....	104
Tiller Extension.....	104
Paddle	
Blade.....	99
End Cap.....	99
Handle.....	99
Palm Grip.....	99
Paddles	
Dismountable.....	96
For Inflatable Boat.....	95
For Liferaft.....	93
Jointed.....	94-95
Kayak.....	96
Multi-use.....	94
Palm Grip.....	93-94
Standard.....	94
Telescopic.....	94-95
With Double Hook.....	94-95
With Removable Blade.....	93
Primer Pulbs	101
Propeller Guard	103
Pump	
Air.....	80
Automatic.....	13
Bilge.....	12-13
Diaphragm.....	14
Hand.....	12
Hose.....	11
Manual.....	12
Pressure Switches.....	13
Waste with Macerator.....	14
Water.....	13
Rod	
Holder.....	108
Holding Ring.....	108
Socket Flush Mounted.....	108
Socket Side Mounted.....	108
Storage Rack.....	108
Rowlock Socket	98

Sender	
Diesel.....	42
Fuel.....	42
Sensor	
Inox 316.....	41-42
Tank.....	41-42
Shackle	75
Shower	
Head.....	9-10
Hose.....	9
Shower Sump System	15
Silencer	104
Solar	
Cell.....	27
Light.....	74
Speakers	73
Steering Wheels	81
Steps	83, 87
Storage Bottle	106
Strainer	28
Table	
Bottom Plate.....	65
Pedestal.....	65
Top.....	65
Top Plate.....	65
Tank	
Accessories.....	38-39, 43
Fixed.....	30-36
Flexible.....	37
Fresh Water.....	30-33
Fuel.....	30-32, 36-38
Portable.....	37-38
Sender.....	42
Sensor.....	41-42
Waste Water.....	30-31, 34-35
Thimbles	78
Thru-Hull	
Easy Mount.....	16
Elbow.....	20, 23
Kit.....	19
Outlet.....	22
System.....	22
Telescopic.....	21
Threaded.....	21
With Displaced Hose Barb.....	19
With Flush Flange.....	16-17
With Hose Barb.....	18, 20
With Non-Return Valve.....	21-22
With Standard Flange.....	17-20
Toilet	
Anti-vent Loop Connection.....	4
Cover Set.....	3-4
Disinfect Sanitizing Release Unit.....	4
Electric.....	3
Manual.....	4
Paper Holder.....	69
Repair Kits.....	3-4
Switch.....	3
Transom Pads	80-81
Tube Socket	79
Twist Stud	78
Valve	
3-way Diverter.....	39
Adaptor.....	80
Inflating.....	80
Ventilation	
Blower.....	27
Cover.....	24-26
Clam Shell.....	25
Double.....	26
With Gasket.....	24
Ventilator	
Connector.....	25-26
For Tank.....	39
With Water Outlet.....	25
Vents	27-28
Water	
Mixer Tap.....	7
Pump.....	13
Washer for Screw	78



Nuova Rade

Marine - Plastics Technology Experts

EXPERIENCE

- Industrial expertise in supplying the boating trade **since 1955**
- **An exceptional know-how** in plastic material engineering, from traditional plastics to the latest generation technopolymers

PRODUCTION

- **An impressive production capacity:** injection presses from 70 to 680 tons and brand new blowmoulding machines
- **Undisputed leader in plastic engineering**, able to manufacture products with no size or colour limitations

QUALITY

- Selection of **premium-quality raw materials**
- **Permanent and utmost care** in every phase of the development
- **Stringent control** of production processes

INNOVATION

- **Continuous development** of new products and research for new technologies and materials

SERVICE

- Warehouse area exceeding **10.000 m²**
- Strong **after-sales support**



Nuova Rade

Marine - Plastics Technology Experts

Via Fontanelle 22, 16012 Busalla (Ge), Italia

- Tel: +39 010 96801 • Fax: +39 010 9680150-159
- P.IVA & C.F: 02153990995 • contact@nuovarade.com

www.nuovarade.com

